



ROOF SYSTEM SELECTOR


Wienerberger




CONTENTS

Roof Tile Selector	4-5	Keymer	80-89
Clay Colour Range	6-7	Goxhill	82-83
Keymer Colour Range	8-9	Shire	84-85
Concrete Colour Range	10	Traditional	86-87
Slate Colour Range	11	Peg	88-89
Concrete	12-33	Slate	90-103
Concrete Plain tile	14-15	Britlock®	92-95
Lindum Low Profile tile	16-17	Britslate®	96-99
Standard Pattern	18-19	Balmoral®	100-101
Shire Pantile	20-21	Rivius®	102-103
Calderdale Edge	22-23		
Dual Calderdale Edge	24-25	Accessories	104
TLE®	26-27	Concrete Ridges	105-107
Dual TLE®	28-29	Clay Ridges	108-110
Double Roman	30-31	Duracoat® Ridge Range	111-113
Double Pantile	32-33	Keymer Fittings	114-115
		Clay Decorative Fittings	116
Clay	34-79	Concrete Decorative Fittings	117
Humber	36-37	Clay Tile Clips & Other Accessories	118-119
Village®	38-39	Clay Fittings	120
Alban	40-41	Concrete Tile Clips & Other Accessories	121
Barrow	42-43	Slate Fittings	122
20/20	44-45	Slate Clips	123
Cassius®	46-47		
Bridgwater	48-49	Roofing Systems	124-125
Gaelic	50-51	Profile Ridge	126
Olympus®	52-53	Roll Ridge	127
County Pantile	54-55	Profile Mono Ridge	128
Neo®Pantile	56-57	Roll Hip	129
Old English®	58-59	Mortarless Valley Trough	130
Arcadia®	60-61	Mortarless Bonding Gutter	131
Greenwood	62-63	Britlock Mitred Hip	132
301 Smooth	64-65	Dry Verge	133
303 Sanded	66-67	Slate Verge	134
Vauban	68-69	Eaves Vent System	135
Actua	70-71	Tile Ventilators	136
Modula®	72-73	Ridge Ventilators	137
Old Hollow 451	74-75	Top Abutment Vents	138
Flemish 401	76-77	Sandtoft VPM	139
Tempest 44	78-79	Koraflex Plus Flashing System	140
		Multiversal	141


ROOF TILE SELECTOR

PLAIN TILE


PLAIN TILE

	Material	Concrete
	Minimum roof pitch	35°
	Size of tile (mm)	265 x 165
	Quantity per pallet	768
	Covering capacity (per m ²)	60.0 tiles
	Full product details on page	14


VAUBAN PLAIN TILE

	Material	Clay
	Minimum roof pitch	22.5°
	Size of tile (mm)	366 x 202
	Quantity per pallet	350
	Covering capacity (per m ²)	21.8 tiles
	Full product details on page	68


20/20 INTERLOCKING PLAIN TILE

	Material	Clay
	Minimum roof pitch	15 - 22.5° †
	Size of tile (mm)	330 x 226
	Quantity per pallet	480
	Covering capacity (per m ²)	22.7-20.5 tiles
	Full product details on page	44


301 SMOOTH PLAIN TILE

	Material	Clay
	Minimum roof pitch	35°
	Size of tile (mm)	270 x 170
	Quantity per pallet	1152
	Covering capacity (per m ²)	57.4 tiles
	Full product details on page	64


HUMBER PLAIN TILE

	Material	Clay
	Minimum roof pitch	35°
	Size of tile (mm)	265 x 165
	Quantity per pallet	540
	Covering capacity (per m ²)	60.0 tiles
	Full product details on page	36


VILLAGE PLAIN TILE

	Material	Clay
	Minimum roof pitch	35°
	Size of tile (mm)	265 x 165
	Quantity per pallet	540
	Covering capacity (per m ²)	60.0 tiles
	Full product details on page	38

303 SANDED PLAIN TILE


	Material	Clay
	Minimum roof pitch	35°
	Size of tile (mm)	270 x 170
	Quantity per pallet	1152
	Covering capacity (per m ²)	57.4 tiles
	Full product details on page	66

ALBAN HANDCRAFTED PLAIN TILE


	Material	Clay
	Minimum roof pitch	35°
	Size of tile (mm)	265 x 165
	Quantity per pallet	530
	Covering capacity (per m ²)	60.0 tiles
	Full product details on page	40

PLAIN TILE


BARROW HANDCRAFTED PLAIN TILE

	Material	Clay
	Minimum roof pitch	35°
	Size of tile (mm)	265 x 165
	Quantity per pallet	530
	Covering capacity (per m ²)	60.0 tiles
	Full product details on page	42


GOXHILL HANDMADE PLAIN TILE

	Material	Clay
	Minimum roof pitch	40°
	Size of tile (mm)	265 x 165
	Quantity per pallet	540
	Covering capacity (per m ²)	60.0 tiles
	Full product details on page	82


SHIRE HANDMADE PLAIN TILE

	Material	Clay
	Minimum roof pitch	40°
	Size of tile (mm)	265 x 165
	Quantity per pallet	550
	Covering capacity (per m ²)	60.0 tiles
	Full product details on page	84

TRADITIONAL HANDMADE PLAIN TILE


	Material	Clay
	Minimum roof pitch	40°
	Size of tile (mm)	265 x 165
	Quantity per pallet	760
	Covering capacity (per m ²)	60.0 tiles
	Full product details on page	86

PEG HANDMADE PLAIN TILE


	Material	Clay
	Minimum roof pitch	40°
	Size of tile (mm)	250 x 150
	Quantity per pallet	800
	Covering capacity (per m ²)	70.0 tiles
	Full product details on page	88

PROFILE TILES

STANDARD PATTERN PROFILE


	Material	Concrete
	Minimum roof pitch ²	17.5° - 22.5° †
	Size of tile (mm)	380 x 230
	Quantity per pallet	360
	Covering capacity (per m ²)	17.9 - 16.4 tiles
	Full product details on page	18
	<i>Also available in Sandfaced ²</i>	

LINDUM PROFILE


	Material	Concrete
	Minimum roof pitch ²	22.5°
	Size of tile (mm)	420 x 334
	Quantity per pallet	216
	Covering capacity (per m ²)	9.7 tiles
	Full product details on page	16
	<i>Also available in Sandfaced ²</i>	

LARGE FORMAT TILE


CALDERDALE EDGE

	Material	Concrete
	Minimum roof pitch ³	16.5° - 22.5° †
	Size of tile (mm)	420 x 334
	Quantity per pallet	204
	Covering capacity (per m ²)	10.2 - 9.4 tiles
	Full product details on pages	22


DUAL CALDERDALE EDGE

	Material	Concrete
	Minimum roof pitch ³	16.5° - 22.5° †
	Size of tile (mm)	420 x 334
	Quantity per pallet	204
	Covering capacity (per m ²)	10.2 - 9.4 tiles
	Full product details on pages	24


TLE LARGE FORMAT

	Material	Concrete
	Minimum roof pitch ³	17.5° - 22.5° †
	Size of tile (mm)	420 x 334
	Quantity per pallet	240
	Covering capacity (per m ²)	10.2 - 9.5 tiles
	Full product details on pages	26

DUAL TLE LARGE FORMAT

	Material	Concrete
	Minimum roof pitch ³	17.5° - 22.5° †
	Size of tile (mm)	420 x 334
	Quantity per pallet	240
	Covering capacity (per m ²)	10.2 - 9.5 tiles
	Full product details on pages	28

ACTUA LARGE FORMAT

	Material	Clay
	Minimum roof pitch	22.5°
	Size of tile (mm)	472 x 303
	Quantity per pallet	240
	Covering capacity (per m ²)	10.5 tiles
	Full product details on page	70

NEW CASSIUS LARGE FORMAT

	Material	Clay
	Minimum roof pitch	22.5°
	Size of slate (mm)	418 x 335
	Quantity per pallet	240
	Covering capacity (per m ²)	9.5 tiles
	Full product details on pages	46

ROMAN TILES

DOUBLE ROMAN

	Material	Concrete
	Minimum roof pitch ²	17.5°-22.5° †
	Size of tile (mm)	420 x 334
	Quantity per pallet	216
	Covering capacity (per m ²)	9.7-10.4 tiles
	Full product details on page	30
	<i>Also available in Sandfaced ²</i>	

ROMAN TILES

MODULA DOUBLE ROMAN



Material	Clay
Minimum roof pitch	17.5 - 22.5° †
Size of tile (mm)	445 x 330
Quantity per pallet	240
Covering capacity (per m ²)	9.7 - 9.0 tiles
Full product details on page	72

GAELIC ROMAN



Material	Clay
Minimum roof pitch	30°
Size of tile (mm)	342 x 255
Quantity per pallet	260
Covering capacity (per m ²)	17.0 tiles
Full product details on page	50

BRIDGWATER DOUBLE ROMAN



Material	Clay
Minimum roof pitch	30°
Size of tile (mm)	420 x 340
Quantity per pallet	186
Covering capacity (per m ²)	9.5 tiles
Full product details on page	48

TEMPEST 44 TILE



Material	Clay
Minimum roof pitch	22° †
Size of tile (mm)	302 x 221
Quantity per pallet	660
Covering capacity (per m ²)	21.0 tiles
Full product details on page	78

PANTILES

SHIRE PANTILE



Material	Concrete
Minimum roof pitch ²	22.5°
Size of tile (mm)	380 x 230
Quantity per pallet	360
Covering capacity (per m ²)	16.4 tiles
Full product details on page	20
<i>Also available in Sandfaced ²</i>	

DOUBLE PANTILE



Material	Concrete
Minimum roof pitch ^{2, 3}	15 - 22.5° †
Size of tile (mm)	420 x 334
Quantity per pallet	210
Covering capacity (per m ²)	10.4 - 9.7 tiles
Full product details on page	32
<i>Also available in Sandfaced ²</i>	

FLEMISH 401 PANTILE



Material	Clay
Minimum roof pitch	22° †
Size of tile (mm)	368 x 248
Quantity per pallet	504
Covering capacity (per m ²)	16.6 tiles
Full product details on page	76

PANTILES

NEO PANTILE



Material	Clay
Minimum roof pitch	22.5°
Size of tile (mm)	384 x 250
Quantity per pallet	432
Covering capacity (per m ²)	14.7 tiles
Full product details on page	56

COUNTY PANTILE



Material	Clay
Minimum roof pitch	22.5°
Size of tile (mm)	384 x 267
Quantity per pallet	456
Covering capacity (per m ²)	14.9 tiles
Full product details on page	54

OLD HOLLOW 451 PANTILE



Material	Clay
Minimum roof pitch	25°
Size of tile (mm)	355 x 246
Quantity per pallet	432
Covering capacity (per m ²)	19.1 tiles
Full product details on page	74

OLYMPUS DOUBLE PANTILE



Material	Clay
Minimum roof pitch	22.5°
Size of tile (mm)	408 x 327
Quantity per pallet	210
Covering capacity (per m ²)	10.2 tiles
Full product details on page	52

OLD ENGLISH PANTILE



Material	Clay
Minimum roof pitch	30°
Size of tile (mm)	342 x 252
Quantity per pallet	504
Covering capacity (per m ²)	17.6 tiles
Full product details on page	58

ARCADIA PANTILE



Material	Clay
Minimum roof pitch	30°
Size of tile (mm)	342 x 252
Quantity per pallet	504
Covering capacity (per m ²)	17.6 tiles
Full product details on page	60

GREENWOOD HANDMADE PANTILE



Material	Clay
Minimum roof pitch	30°
Size of tile (mm)	342 x 248
Quantity per pallet	216
Covering capacity (per m ²)	17.0 tiles
Full product details on page	62

For weight calculations and the most up-to-date technical information for each product please visit www.wienerberger.co.uk

SLATE

BRITLOCK SLATE



Material	Slate
Minimum roof pitch ³	17.5 - 22.5° †
Size of slate (mm)	360 x 340
Quantity per crate	500
Covering capacity (per m ²)	13.9 - 11.7 tiles
Full product details on page	92

BRITSLATE DUCHESS



Material	Slate
Minimum roof pitch ³	20° †
Size of slate (mm)	610 x 305
Quantity per crate	750
Covering capacity (per m ²)	12.1-13.7 slates
Full product details on page	96

BRITSLATE COUNTESS



Material	Slate
Minimum roof pitch ³	22.5°
Size of slate (mm)	510 x 255
Quantity per crate	1000
Covering capacity (per m ²)	17.7-19.9 slates
Full product details on page	96

BALMORAL SLATE



Material	Clay
Minimum roof pitch ³	22.5°
Size of slate (mm)	330 x 226
Quantity per pallet	480
Covering capacity (per m ²)	20.5 slates
Full product details on page	100

NEW RIVIUUS SLATE [♦]



Material	Clay
Minimum roof pitch	22.5°
Size of slate (mm)	418 x 335
Quantity per pallet	240
Covering capacity (per m ²)	9.5 tiles
Full product details on page	102

KEY

COLOUR CODE:

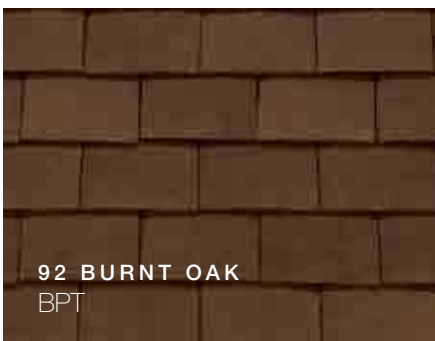



CLAY TILE CONCRETE TILE
SLATE TILE KEYMER HANDMADE TILE

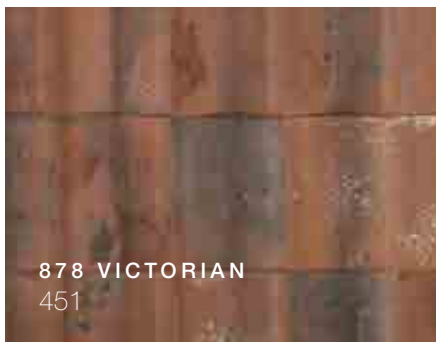

- Recycled Slate
- ✦ Handmade tile
- Made to order (minimum quantity applies)
- ▲ Lead times may apply
- ♦ Must not be laid with older versions of the Cassius / Riviuus tile
- † Refer to the Low Pitch Installation Guide, available on our website

- 1 Data refers to non-glazed colours. For glazed please refer to customer support for pallet quantities and accessories
- 2 Minimum pitches for concrete tiles are for Smoothfaced colours only - for Sandfaced colours minimum pitch is 30°
- 3 For BritSlate, BritLock, Calderdale, Dual Calderdale and Double Pantile minimum pitch is subject to headlap

Weight as laid is based on the tiles laid at minimum headlap. This data is correct at the time of going to press and may be subject to change. All weights per pallet include pallet and packaging

NATURAL CLAY COLOUR RANGE









Key

301	301 Plain Tile	BDR	Bridgwater	ODP	Olympus Double Pantile
303	303 Plain Tile	CCS	Cassius	OEP	Old English Pantile
451	451 Old Hollow	CP	County Pantile	RIV	Rivius Slate
ACT	Actua	GT	Gaelic Single Roman	TT	20/20 Interlocking Plain Tile
APT	Alban Plain Handcrafted Tile	GWP	Greenwood Pantile	VAU	Vauban Plain Tile
AP	Arcadia Reclaimed Pantile	HPT	Humber Plain Tile	VPT	Village Plain Tile
BAL	Balmoral Slate	MOD	Modula Double Roman		
BPT	Barrow Plain Tile	NP	Neo Pantile		



KEYMER HANDMADE CLAY COLOUR RANGE



Please note that some colours may not be available from stock and lead times could apply, please call customer support for more information.

Clay is a natural and sustainable roofing material which is inherently strong and provides richness in colour which will not fade. The rich colouring of natural clay provides roofs with great beauty and character which becomes more attractive with age.

Clay tiles are manufactured to give a harmonious appearance to the finished roof. However, slight colour variations may occur as a consequence of the production process. It is therefore advisable not to mix tiles from different batches or of different colours on the roof. To achieve the best effect, tiles should be taken from several pallets and mixed at random on the roof.

Clay tiles are subject to small variations in size because of drying and firing shrinkage in the manufacturing process. Therefore, before deciding on the batten gauge and cover width, the roof tiler should inspect each batch of tiles to ensure that the correct minimum headlap and sidelap are achieved.

Key

GPT	Keymer Goxhill Tile
KP	Keymer Peg Tile
KSH	Keymer Shire Tile
KTR	Keymer Traditional Tile

CONCRETE COLOUR RANGE

SANDFACED COLOURS



SMOOTHFACED COLOURS

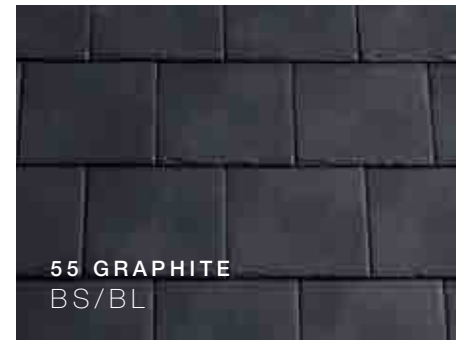


Key

CE Calderdale Edge
DP Double Pantile
DR Double Roman
DCE Dual Calderdale Edge
DTLE Dual TLE
L Lindum Profile Tile
PT Plain Tile

SP Shire Pantile
FN Standard Pattern Tile
TLE TLE

SLATE COLOUR RANGE



Key

CE	Calderdale Edge
DCE	Dual Calderdale Edge
TLE	TLE
DTLE	Dual TLE
CCS	Cassius
RIV	Rivius Slate
BAL	Balmoral Slate
ACT	Actua
BS	BritSlate
BL	BritLock


Please note that some colours may not be available from stock and lead times could apply, please call customer support for more information.

Slight colour variations may occur as a consequence of the production process. It is therefore advisable not to mix tiles from different batches on the roof. To achieve the best effect, tiles should be taken from several pallets and mixed at random on the roof.

*Made to order

CONCRETE





CONTENTS

Concrete Plain tile	14-15
Lindum Low Profile tile	16-17
Standard Pattern	18-19
Shire Pantile	20-21
Calderdale Edge	22-23
Dual Calderdale Edge	24-25
TLE®	26-27
Dual TLE®	28-29
Double Roman	30-31
Double Pantile	32-33



PLAIN TILE CONCRETE

This versatile cross-cambered concrete tile is perfect for complex detailing and curved roof applications.

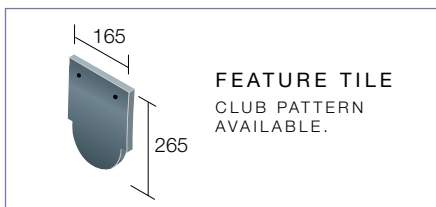


TECHNICAL DATA

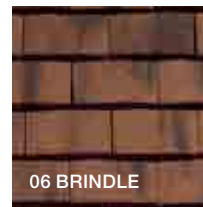
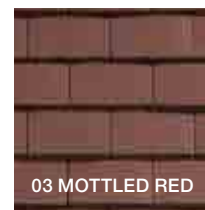
	ROOF	VERTICAL
Minimum roof pitch	35°	75°
Headlap (minimum)	65mm	38mm
Batten spacing at max. gauge	100mm	114mm
Size of tile	265 x 165mm	265 x 165mm
Covering capacity at max. gauge	60 tiles per m ²	53 tiles per m ²
Cover width	165mm	165mm
Profile depth	13mm	13mm
Hanging length	245mm	245mm
Quantity per pallet	768	768
Battens per m ²	10 m	8.8 m
Batten size		
Up to 600mm rafter centres	38 x 25mm	38 x 25mm
Nail size/type for tiles	38 x 3.35mm aluminium ring shank clout head	

Unless otherwise stated, data is based on tiles laid at minimum headlap. Please go to www.roofspec.co.uk to generate your own quantity estimate and roof specification.


For a copy of A Guide to Plain Tiling – Including Vertical Tiling, by the Roof Tile Association, visit www.clayroof.co.uk.



COLOURS – SANDFACED



COLOURS – SMOOTHFACED



PLAIN TILE CONCRETE

† Please check colour availability at Ewhurst with customer support



Min pitch	35°
Qty per pallet	768

Code suffix/Colour code

Plain Tile	Size/Qty	Code Prefix	Code	Code suffix/Colour code											
				Antique No 2	Mottled Red	Cornish Grey	Brindle	Sandown	Brown	Terracotta Red	Rustic	Dark Grey	Dark Heather		
Tiles & Fittings															
Plain tile (per 1000)	265 x 165mm	2451	+ 1001 +	02*	03*	05*	06*	07*	10	11	12	14	15		
Eaves/tops tile	960 per pallet	2451	+ 1007 +	02	03	05	06	07	10	11	12	14	15		
Tile-and-a-half tile	480 per pallet	2451	+ 1011 +	02	03	05	06	07	10	11	12	14	15		
Bonnet hip max pitch 55°	135 per pallet	2451	+ 1028 +	02	03	05	06	07	10	11	12	14	15		
Valley tile (universal) max pitch 55°	170 per pallet	2451	+ 1029 +	02	03	05	06	07	10	11	12	14	15		
External angle LH - 90°	175 per pallet	2451	+ 1030 +	02	03	05	06	07	10	11	12	14	15		
External angle RH - 90°	175 per pallet	2451	+ 1031 +	02	03	05	06	07	10	11	12	14	15		
External angle LH - 135°		2451	+ 1091 +	02	03	05	06	07	10	11	12	14	15		
External angle RH - 135°		2451	+ 1092 +	02	03	05	06	07	10	11	12	14	15		
Internal angle LH - 90°		2451	+ 10 +	9050	9051	9052	9053	9062	9055	9056	9057	9058	9059		
Internal angle RH - 90°		2451	+ 10 +	9063	9064	9065	9066	9075	9068	9069	9070	9071	9072		
Feature tile (club)		2451	+ 1032 +	02	03	05	06	07	10	11	12	14	15		
Feature tops tile (club)		2451	+ 10 +						9027	9028	9029	9030	9031		
Feature tile-and-a-half (club) LH		2451	+ 10 +						9035	9036	9037	9038	9039		
Feature tile-and-a-half (club) RH		2451	+ 10 +						9043	9044	9045	9046	9047		
Arris hip 35°		2451	+ 10 +	9000	9001	9002	9003	9012	9005	9006	9007	9008	9009		
Arris hip 40°		2451	+ 10 +	9013	9014	9015	9016	9025	9018	9019	9020	9021	9022		
Cloaked Verge (LH)		2451	+ 1015 +	02	03	05	06	07	10	11	12	14	15		
Cloaked Verge (RH)		2451	+ 1016 +	02	03	05	06	07	10	11	12	14	15		
Tile nails: aluminium ring shank clout head 38 x 3.35mm	1010 per kg	6060	+ 121 -												
Concrete Ridges															
Half round ridge	457mm / 96 per pallet	2452	+ 8350 +	02	03	05	06	07	10	11	12	14	15		
Half round ridge with block end	457mm	2452	+ 8353 +	02	03	05	06	07	10	11	12	14	15		
Half round ridge with gable stop end	457mm	2452	+ 83 +	9110	9111	9112	9113	9114	9077	9078	9079	9080	9081		
Half round ridge with hip end ¹	457mm	2452	+ 83 +	9100	9116	9117	9118	9119	9085	9086	9087	9088	9089		
Half round mono ridge	457mm / 40 per pallet	2451	+ 8356 +	02	03	05	06	07	10	11	12	14	15		
Half round mono ridge with block end LH	457mm	2451	+ 83 +	9048	9049	9050	9051	9060	9053	9054	9055	9056	9057		
Half round mono ridge with block end RH	457mm	2451	+ 83 +	9061	9062	9063	9064	9073	9066	9067	9068	9069	9070		
Half round security ridge	457mm / 96 per pallet	2452	+ 8355 +	02	03	05	06	07	10	11	12	14	15		
Segmental hip ridge	457mm	2452	+ 8550 +	02	03	05	06	07	10	11	12	14	15		
Segmental hip starter ridge	370mm	2452	+ 8563 +	02	03	05	06	07	10	11	12	14	15		
Baby ridge	314mm / 150 per pallet	2451	+ 8750 +	02	03	05	06	07	10	11	12	14	15		
Roofing Systems															
Dry Roofing															
Profile Ridge system - Half round	2.7m	2452	+ 839075 -												
Roll Ridge system - Half round	5m	2452	+ 837500 -												
Profile Mono Ridge system - Half round	2.7m	2452	+ 839074 -												
Roll Hip system - Segmental (excl. hip tray)	5m	2452	+ 857700 -												
Hip tray	1m	6000	+ 112 -												
Ventilation															
InvisiVent ²		2451	+ 1066 +	02	03	05	06	07	10	11	12	14	15		
Half round concealed air vent ridge ²	457mm	2452	+ 8371 +	02	03	05	06	07	10	11	12	14	15		
Eaves Ventilation															
Eaves ventilation pack 10mm	6m	6030	+ 017 -												
Eaves ventilation pack 25mm	6m	6030	+ 018 -												
Top Abutment Ventilation															
Top Abutment Ventilator	2.7m	2452	+ 939001 -												
Vapour Permeable Membrane															
Sandtoft VPM Classic 20 per pallet	1.0 x 50m (50m ²)	6100	+ 007 -												
Sandtoft VPM Super 20 per pallet	1.5 x 50m (75m ²)	6100	+ 028 -												
Sandtoft VPM Classic Taped 140gms/m ²	1.0 x 50m (50m ²)	6100	+ 037 -												
Underlay support tray (10 per pack)	1500mm	6030	+ 000 -												
Ventilation Accessories															
Invisivent pipe adaptor		6070	+ 112 -												
Concealed air vent ridge pipe adaptor		6070	+ 111 -												
Flexible pipe 100/100		6070	+ 128 -												
Flexible pipe 100/82		6070	+ 398 -												

¹ Please state roof pitch when ordering. ² Requires pipe adaptor and flexible pipe for connection to soil or mechanical extraction.

*For Plain Tiles in Light Grey and Charcoal for use as a fitting, please contact customer support department for availability. Please note: £10 colour premium applies.



LINDUM PROFILE TILE CONCRETE

An interlocking concrete tile which provides a classic low profile roof.

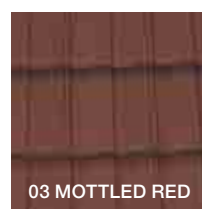
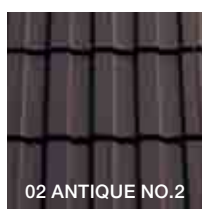


TECHNICAL DATA



Minimum roof pitch	22.5° Smoothfaced 30° Sandfaced
Headlap (minimum)	75mm
Headlap (maximum)	120mm
Batten spacing at max. gauge	345mm
Batten spacing at min. gauge	300mm
Size of tile	420 x 334mm
Covering capacity at max. gauge	9.7 tiles per m ²
Cover width	300mm
Profile depth	42mm
Hanging length	401mm
Quantity per pallet	216
Battens per m ²	2.9 m
Batten size	
Up to 450mm rafter centres	38 x 25mm
Up to 600mm rafter centres	50 x 25mm
Nail size/type for tiles	50 x 3.35mm aluminium ring shank clout head
Nail size/type for tile clips	50 x 3.35mm aluminium ring shank clout head

Unless otherwise stated, data is based on tiles laid at minimum headlap. Please go to www.roofspec.co.uk to generate your own quantity estimate and roof specification.

COLOURS - SANDFACED




COLOURS - SMOOTHFACED



LINDUM LOW PROFILE TILE

CONCRETE



Min pitch	22.5°
Qty per pallet	216

Code suffix/Colour code

Lindum Low Profile Tile	Size/Qty	Code Prefix		Code	Code suffix/Colour code						
					Antique No 2	Mottled Red	Brown	Terracotta Red	Rustic	Dark Grey	
Tiles & Fittings											
Lindum tile (per 1000)	420 x 334mm	2451	+	0301	+	02*	03*	10	11	12	14
Tile clip	100 per bag	2451	+	038000	-						
Eaves clip	100 per bag	2451	+	038200	-						
Verge clip	100 per bag	2451	+	038100	-						
Tile Nails: aluminium ring shank clout head 50 x 3.35mm	775 per kg	6060	+	123	-						
Clip Nails: aluminium ring shank clout head 50 x 3.35mm	775 per kg	6060	+	123	-						
Concrete Ridges											
Half round ridge	457mm / 96 per pallet	2452	+	8350	+	02	03	10	11	12	14
Half round ridge with block end	457mm	2452	+	8353	+	02	03	10	11	12	14
Half round ridge with gable stop end	457mm	2452	+	83	+	9110	9111	9077	9078	9079	9080
Half round mono ridge	457mm / 40 per pallet	2451	+	8356	+	02	03	10	11	12	14
Half round mono ridge with block end LH	457mm	2451	+	83	+	9048	9049	9053	9054	9055	9056
Half round mono ridge with block end RH	457mm	2451	+	83	+	9061	9062	9066	9067	9068	9069
Half round security ridge	457mm / 96 per pallet	2452	+	8355	+	02	03	10	11	12	14
Segmental hip ridge	457mm / 140 per pallet	2452	+	8550	+	02	03	10	11	12	14
Segmental hip starter ridge	370mm	2452	+	8563	+	02	03	10	11	12	14
Roofing Systems											
Dry Roofing											
Profile Ridge system - Half round	2.7m	2452	+	839096	-						
Roll Ridge system - Half round	5m	2452	+	837500	-						
Profile Mono Ridge system - Half round	2.7m	2452	+	839095	-						
Roll Hip system - Segmental (excl. hip tray)	5m	2452	+	857700	-						
Hip tray	1m	6000	+	112	-						
Multiverge System											
Multiverge unit LH	42 per box	6040	-	-	+			036	037	037	038
Multiverge unit RH	42 per box	6040	-	-	+			042	043	043	044
Multiverge eaves closure unit (suits LH & RH verges)	1000 per box	6040	-	-	+			049	048	048	031
Multiverge ridge closure comb (for use with ridge block end)		6040	+	035	-						
HR ridge end cap	64 per box	6040	-	-	+			004	005	005	006
Ventilation											
Concealed tile ventilator ¹		6070	-	-	+	660	204	659	207	658	209
Concealed tile ventilator with pipe adaptor ²		2452	+	0368	+		03		11		14
Cowl ventilator ²		2451	+	0366	+	02	03	10	11	12	14
Half round concealed air vent ridge ¹	457mm	2452	+	8371	+	02	03	10	11	12	14
Eaves Ventilation											
Eaves ventilation pack 10mm	6m	6030	+	017	-						
Eaves ventilation pack 25mm	6m	6030	+	018	-						
Top Abutment Ventilation											
Top abutment ventilator (profile)	2.7m	2452	+	039000	-						
Vapour Permeable Membrane											
Sandtoft VPM Classic 20 per pallet	1.0 x 50m (50m ²)	6100	+	007	-						
Sandtoft VPM Super 20 per pallet	1.5 x 50m (75m ²)	6100	+	028	-						
Sandtoft VPM Classic Taped 140gms/m ²	1.0 x 50m (50m ²)	6100	+	037	-						
Underlay support tray (10 per pack)	1500mm	6030	+	000	-						
Ventilation Accessories											
Concealed tile ventilator pipe adaptor		6070	+	377	-						
Concealed air vent ridge pipe adaptor		6070	+	111	-						
Flexible pipe 100/100		6070	+	128	-						
Flexible pipe 100/82		6070	+	398	-						

¹ Requires pipe adaptor and flexible pipe for connection to soil or mechanical extraction.

² Requires flexible pipe for connection to soil or mechanical extraction.

For Plain Tiles in Light Grey for use as a fitting, please contact customer support department.



STANDARD PATTERN PROFILE TILE CONCRETE



Easy to install and highly durable, this tile is ideal for re-roofing and comes in convenient banded packs of eight.

TECHNICAL DATA

Minimum roof pitch*	17.5° [†] Smoothfaced at 100mm headlap 22.5° Smoothfaced at 75mm headlap 30° Sandfaced at 75mm headlap
Headlap (minimum)	75mm
Headlap (maximum)	120mm
Batten spacing at max. gauge	305mm
Batten spacing at min. gauge	260mm
Size of tile	380 x 230mm
Covering capacity at max. gauge	17.9 tiles per m ² at 100mm headlap 16.4 tiles per m ² at 75mm headlap
Cover width	200mm
Profile depth	40mm
Hanging length	355mm
Quantity per pallet	360
Battens per m ²	3.6 m at 100mm headlap 3.3 m at 75mm headlap
Batten size	
Up to 450mm rafter centres	38 x 25mm
Up to 600mm rafter centres	50 x 25mm
Nail size/type for tiles	50 x 3.35mm aluminium ring shank clout head
Nail size/type for tile clips	55 x 3.35mm aluminium ring shank clout head


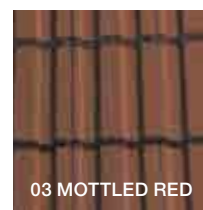

Unless otherwise stated, data is based on tiles laid at minimum headlap.

[†]For projects where the rafters are below 22.5° the roof substructure must be installed in accordance with our Low Pitch Installation Guide available at www.wienerberger.co.uk. Concealed tile ventilators must not be used on roof pitches below 22.5°. A low pitch version is available. Please contact technical services for further information.

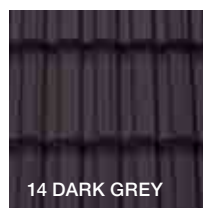


Rafter length restrictions apply at minimum roof pitch.

Please go to www.roofspec.co.uk to generate your own quantity estimate and roof specification.

COLOURS - SANDFACED

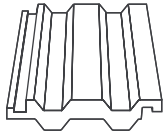


COLOURS - SMOOTHFACED



STANDARD PATTERN TILE

CONCRETE



Min pitch	17.5°
Qty per pallet	360

Code suffix/Colour code

Standard Pattern Renovation Tile	Size/Qty	Code Prefix		Code		Antique	Mottled	Cornish	Brown	Terracotta	Rustic	Dark
						No 2	Red	Grey		Red		Grey
Tiles & Fittings												
Standard Pattern tile (per 1000)	380 x 230mm	2452	+	0901	+	02	03	05	10	11	12	14
Tile clip	100 per bag	2451	+	098000	-							
Eaves clip	100 per bag	2451	+	098200	-							
Verge clip	100 per bag	2451	+	098100	-							
Tile Nails: aluminium ring shank clout head 50 x 3.35mm	775 per kg	6060	+	123	-							
Clip Nails: aluminium ring shank clout head 55 x 3.35mm	710 per kg	6060	+	124	-							
Concrete Ridges												
Half round ridge	457mm / 96 per pallet	2452	+	8350	+	02	03	05	10	11	12	14
Half round ridge with block end	457mm	2452	+	8353	+	02	03	05	10	11	12	14
Half round ridge with gable stop end	457mm	2452	+	83	+	9110	9111	9112	9077	9078	9079	9080
Half round mono ridge	457mm / 40 per pallet	2451	+	8356	+	02	03	05	10	11	12	14
Half round mono ridge with block end LH	457mm	2451	+	83	+	9048	9049	9050	9053	9054	9055	9056
Half round mono ridge with block end RH	457mm	2451	+	83	+	9061	9062	9063	9066	9067	9068	9069
Half round security ridge	457mm / 96 per pallet	2452	+	8355	+	02	03	05	10	11	12	14
Segmental hip ridge	457mm / 140 per pallet	2452	+	8550	+	02	03	05	10	11	12	14
Segmental hip starter ridge	370mm	2452	+	8563	+	02	03	05	10	11	12	14
Roofing Systems												
Dry Roofing												
Profile Ridge system - Half round	2.7m	2452	+	839012	-							
Roll Ridge system - Half round	5m	2452	+	837500	-							
Profile Mono Ridge system - Half round	2.7m	2452	+	839011	-							
Roll Hip system - Segmental (excl. hip tray)	5m	2452	+	857700	-							
Hip tray	1m	6000	+	112	-							
Multiverge System												
Multiverge unit LH	42 per box	6040	-	-	+				036	037	037	038
Multiverge unit RH	42 per box	6040	-	-	+				042	043	043	044
Multiverge eaves closure unit (suits LH & RH verges)	1000 per box	6040	-	-	+				049	048	048	031
Multiverge ridge closure comb (for use with ridge block end)		6040	+	035	-							
HR ridge end cap	64 per box	6040	-	-	+				004	005	005	006
Ventilation												
Concealed tile ventilator ^{1 2 3}		6070	-	-	+	258	259	260	261	262	263	264
Concealed tile ventilator with pipe adaptor ^{1 2 4}		2452	+	0968	+	02	03	05	10	11	12	14
Low pitch concealed tile ventilator												
Low pitch concealed tile ventilator with pipe adaptor												
Half round concealed air vent ridge ³	457mm	2452	+	8371	+	02	03	05	10	11	12	14
Eaves Ventilation												
Eaves ventilation pack 10mm	6m	6030	+	017	-							
Eaves ventilation pack 25mm	6m	6030	+	018	-							
Top Abutment Ventilation												
Top abutment ventilator (profile)	2.7m	2452	+	099000	-							
Vapour Permeable Membrane												
Sandtoft VPM Classic 20 per pallet	1.0 x 50m (50m ²)	6100	+	007	-							
Sandtoft VPM Super 20 per pallet	1.5 x 50m (75m ²)	6100	+	028	-							
Sandtoft VPM Classic Taped 140gms/m ²	1.0 x 50m (50m ²)	6100	+	037	-							
Underlay support tray (10 per pack)	1500mm	6030	+	000	-							
Ventilation Accessories												
Concealed tile ventilator pipe adaptor		6070	+	377	-							
Concealed air vent ridge pipe adaptor		6070	+	111	-							
Flexible pipe 100/100		6070	+	128	-							
Flexible pipe 100/82		6070	+	398	-							

¹ Concealed tile ventilators must not be used on roof pitches below 22.5°.

² Supplied as a 2-tile unit.

³ Requires pipe adaptor and flexible pipe for connection to soil or mechanical extraction.

⁴ Requires flexible pipe for connection to soil or mechanical extraction.



SHIRE PANTILE CONCRETE

All the proportions of a classic pantile profile available in seven distinctive colours.

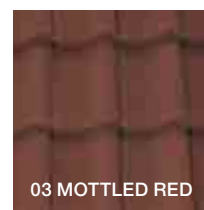
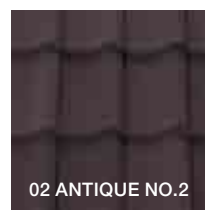


TECHNICAL DATA



Minimum roof pitch	22.5° Smoothfaced 30° Sandfaced
Headlap (minimum)	75mm
Headlap (maximum)	120mm
Batten spacing at max. gauge	305mm
Batten spacing at min. gauge	260mm
Size of tile	380 x 230mm
Covering capacity at max. gauge	16.4 tiles per m ²
Cover width	200mm
Profile depth	70mm
Hanging length	360mm
Quantity per pallet	360
Battens per m ²	3.3 m
Batten size	
Up to 450mm rafter centres	38 x 25mm
Up to 600mm rafter centres	50 x 25mm
Nail size/type for tiles	38 x 3.35mm aluminium ring shank clout head
Nail size/type for tile clips	50 x 3.35mm aluminium ring shank clout head

Unless otherwise stated, data is based on tiles laid at minimum headlap. Please go to www.roofspec.co.uk to generate your own quantity estimate and roof specification.

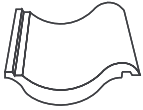
COLOURS - SANDFACED



COLOURS - SMOOTHFACED



SHIRE PANTILE CONCRETE



Min pitch	22.5°
Qty per pallet	360

Code suffix/Colour code

Shire Pantile	Size/Qty	Code Prefix		Code		Code suffix/Colour code						
						Antique No 2	Mottled Red	Brown	Terracotta Red	Rustic	Dark Grey	Charcoal
Tiles & Fittings												
Shire Pantile (per 1000)	380 x 230mm	2452	+	0801	+	02	03	10	11	12	14	18 ^A
Dentil slip (per 100)		2451	+	93	+	9034	9035	9039	9040	9041	9038	9045
Tile clip	100 per bag	2451	+	088000	-							
Eaves clip	100 per bag	6060	+	238	-							
Verge clip	100 per bag	2451	+	088100	-							
Tile nails: aluminium ring shank clout head nails 38 x 3.35mm	1010 per kg	6060	+	121	-							
Clip nails: aluminium ring shank clout head nails 50 x 3.35mm	775 per kg	6060	+	123	-							
Bird comb filler	1m	6030	+	045	-							
Concrete Ridges												
Half round ridge	457mm / 96 per pallet	2452	+	8350	+	02	03	10	11	12	14	18
Half round ridge with block end	457mm	2452	+	8353	+	02	03	10	11	12	14	18
Half round ridge with gable stop end	457mm	2452	+	83	+	9110	9111	9077	9078	9079	9080	9083
Half round mono ridge	457mm / 40 per pallet	2451	+	8356	+	02	03	10	11	12	14	18
Half round mono ridge with block end LH	457mm	2451	+	83	+	9048	9049	9053	9054	9055	9056	9059
Half round mono ridge with block end RH	457mm	2451	+	83	+	9061	9062	9066	9067	9068	9069	9072
Half round security ridge	457mm / 96 per pallet	2452	+	8355	+	02	03	10	11	12	14	18
Segmental hip ridge	457mm / 140 per pallet	2452	+	8550	+	02	03	10	11	12	14	18
Segmental hip starter ridge	370mm	2452	+	8563	+	02	03	10	11	12	14	18
Roofing Systems												
Dry Roofing												
Profile Ridge system - Half round	2.7m	2452	+	839109	-							
Roll Ridge system - Half round	5m	2452	+	837500	-							
Profile Mono Ridge system - Half round	2.7m	2452	+	839108	-							
Roll Hip system - Segmental (excl. hip tray)	5m	2452	+	857700	-							
Hip tray	1m	6000	+	112	-							
Multiverge System												
Multiverge unit LH	42 per box	6040	-	-	+			036	037	037	038	
Multiverge unit RH	42 per box	6040	-	-	+			042	043	043	044	
Multiverge eaves closure unit (suits LH & RH verges)	1000 per box	6040	-	-	+			049	048	048	031	
Multiverge ridge closure comb (for use with ridge block end)		6040	+	035	-							
HR ridge end cap	64 per box	6040	-	-	+			004	005	005	006	
Ventilation												
Concealed tile ventilator ^{1 2}		6070	-	-	+	646	252	253	644	255	256	257
Concealed tile ventilator with pipe adaptor ^{1 3}		2452	+	0868	+		03	10		12	14	18
Cowl ventilator ³		2452	+	0866	+	02	03	10	11	12	14	18
Half round concealed air vent ridge ²	457mm	2452	+	8371	+	02	03	10	11	12	14	18
Eaves Ventilation												
Eaves ventilation pack 10mm	6m	6030	+	017	-							
Eaves ventilation pack 25mm	6m	6030	+	018	-							
Top Abutment Ventilation												
Top Abutment Ventilator	2.7m	2452	+	089000	-							
Vapour Permeable Membrane												
Sandtoft VPM Classic 20 per pallet	1.0 x 50m (50m ²)	6100	+	007	-							
Sandtoft VPM Super 20 per pallet	1.5 x 50m (75m ²)	6100	+	028	-							
Sandtoft VPM Classic Taped 140gms/m ²	1.0 x 50m (50m ²)	6100	+	037	-							
Underlay support tray (10 per pack)	1500mm	6030	+	000	-							
Ventilation Accessories												
Concealed tile ventilator pipe adaptor		6070	+	377	-							
Concealed air vent ridge pipe adaptor		6070	+	111	-							
Flexible pipe 100/100		6070	+	128	-							
Flexible pipe 100/82		6070	+	398	-							

¹ Supplied as a 2-tile unit.

² Requires pipe adaptor and flexible pipe for connection to soil or mechanical extraction.

³ Requires flexible pipe for connection to soil or mechanical extraction.

For Plain Tiles in Charcoal, for use as a fitting; please contact customer support department.

CALDERDALE EDGE CONCRETE

Calderdale Edge gives a slate-like appearance and offers all the benefits of modern interlocking design.



TECHNICAL DATA

Minimum roof pitch*	16.5° [†] at 100mm headlap 22.5° at 75mm headlap
Headlap (minimum)	75mm
Headlap (maximum)	120mm
Batten spacing at max. gauge	345mm
Batten spacing at min. gauge	300mm
Size of slate	420 x 334mm
Covering capacity at max. gauge	10.2 slates per m ² at 100mm headlap 9.4 slates per m ² at 75mm headlap
Cover width	307mm
Profile depth	28mm
Hanging length	405mm
Quantity per pallet	204
Battens per m ²	3.1 m at 100mm headlap 2.9 m at 75mm headlap
Batten size	
Up to 450mm rafter centres	38 x 25mm
Up to 600mm rafter centres	50 x 25mm
Nail size/type for slates	50 x 3.35mm aluminium ring shank clout head
Nail size/type for slate clips	Integrated with clip

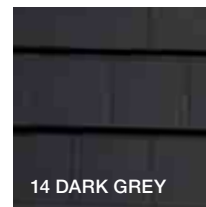
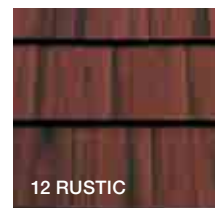

Unless otherwise stated, data is based on tiles laid at minimum headlap.

[†]For projects where the rafters are below 22.5° the roof substructure must be installed in accordance with our Low Pitch Installation Guide available at www.wienerberger.co.uk. Concealed tile ventilators must not be used on roof pitches below 22.5°. A low pitch version is available. Please contact Technical Services for further information.

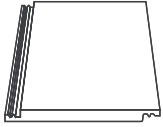
Rafter length restrictions apply at minimum roof pitch.

Please go to www.roofspec.co.uk to generate your own quantity estimate and roof specification.

COLOURS



CALDERDALE EDGE TILE CONCRETE



Min pitch	16.5°
Qty per pallet	204

Code suffix/Colour code

Calderdale Edge Tile	Size/Qty	Code Prefix		Code	Code suffix/Colour code					
					Light Grey	Brown	Terracotta Red	Rustic	Dark Grey	
Tiles & Fittings										
Calderdale Edge (per 1000)	420 x 334mm	2451	+	1301	+	09	10	11	12	14
LH verge tile	80 per pallet				+	09	10	11	12	14
Half tile set (LH & RH)	204 per pallet				+	09	10	11	12	14
Verge clip	100 per bag	2451	+	138100	-					
Monkey Grip tile clip	100 per bag	6060	+	443	-					
Monkey Grip eaves clip	100 per bag	6060	+	444	-					
Concrete Ridges										
Legged angle ridge 114°	457mm / 96 per pallet	2452	+	8450	+	09	10	11	12	14
Legged angle ridge with block end	457mm	2542	+	8453	+	09	10	11	12	14
Legged angle ridge with gable stop end	457mm	2452	+	84	+	9054	9055	9056	9057	9058
Legged angle mono ridge	457mm / 40 per pallet	2541	+	8456	+	09	10	11	12	14
Legged angle mono ridge with block end LH	457mm	2451	+	84	+	9039	9040	9041	9042	9043
Legged angle mono ridge with block end RH	457mm	2451	+	84	+	9046	9047	9048	9049	9050
Legged angle security ridge	457mm / 96 per pallet	2452	+	8455	+	09	10	11	12	14
Legged angle hip starter ridge	370mm	2542	+	8463	+	09	10	11	12	14
Legged angle ridge/hip junction (17.5 to 34°)	each	6000	-	-	+	138	135	141	140	136
Legged angle ridge/hip junction (35 to 50°)	each	6000	-	-	+	147	144	150	149	145
Roofing Systems										
Dry Roofing										
Profile Ridge system - Legged angle	2.7m	2542	+	847600	-					
Roll Ridge system - Legged angle	5m	2452	+	847500	-					
Profile Mono Ridge system - Legged angle	2.7m	2452	+	849053	-					
Roll Hip system - Legged angle (excl. hip tray)	5m	2452	+	847700	-					
Hip tray	1m	6000	+	112	-					
Multiverge System										
Multiverge unit LH	42 per box	6040	-	-	+	038	036	037	037	038
Multiverge unit RH	42 per box	6040	-	-	+	044	042	043	043	044
Multiverge eaves closure unit (suits LH & RH verges)	1000 per box	6040	-	-	+	031	049	048	048	031
Multiverge ridge closure comb (for use with ridge block end)		6040	+	35	-					
LA ridge end cap	56 per box	6040	-	-	+	010	008	009	009	010
Side Abutment										
LH abutment soaker large format	each	6000	+	160	-					
RH abutment soaker large format	each	6000	+	163	-					
Ventilation										
Concealed tile ventilator ^{1 2}		6070	-	-	+	601	599	597	598	600
Low pitch concealed tile ventilator		6070								
Low pitch concealed tile ventilator with pipe adaptor		TBA								
Cowl ventilator ^{3 4}		2451	+	566	+	09	10	11	12	14
Legged angle concealed air vent ridge ²	457mm	2451	+	8471	+	09	10	11	12	14
Eaves Ventilation										
Eaves ventilation pack 10mm	6m	6030	+	017	-					
Eaves ventilation pack 25mm	6m	6030	+	018	-					
Top Abutment Ventilation										
Top Abutment Ventilator	2.7m	2452	+	939000	-					
Vapour Permeable Membrane										
Sandtoft VPM Classic 20 per pallet	1.0 x 50m (50m ²)	6100	+	007	-					
Sandtoft VPM Super 20 per pallet	1.5 x 50m (75m ²)	6100	+	28	-					
Sandtoft VPM Classic Taped 140gms/m ²	1.0 x 50m (50m ²)	6100	+	37	-					
Underlay support tray (10 per pack)	1500mm	6030	+	000	-					
Ventilation Accessories										
Concealed tile ventilator pipe adaptor		6070	+	377	-					
Concealed air vent ridge pipe adaptor (HR and LA only)		6070	+	111	-					
Flexible pipe 100/100		6070	+	128	-					
Flexible pipe 100/82		6070	+	398	-					

¹ Concealed tile ventilators must not be used on roof pitches below 22.5°.

² Requires pipe adaptor and flexible pipe for connection to soil or mechanical extraction.

³ Requires flexible pipe for connection to soil or mechanical extraction.

⁴ Must not be used on roof pitches below 22.5°.

For Plain Tiles in Light Grey for use as a fitting, please contact customer support department.

Availability key: ■ Made to order (minimum quantity applies) ■ Lead times may apply ■ Fitting only





DUAL CALDERDALE EDGE CONCRETE

Dual Calderdale Edge gives a slate-like appearance and offers all the benefits of modern interlocking design.



TECHNICAL DATA

Minimum roof pitch*	16.5° [†] at 100mm headlap 22.5° at 75mm headlap
Headlap (minimum)	75mm
Headlap (maximum)	120mm
Batten spacing at max. gauge	345mm
Batten spacing at min. gauge	300mm
Size of slate	420 x 334mm
Covering capacity at max. gauge	10.2 slates per m ² at 100mm headlap 9.4 slates per m ² at 75mm headlap
Cover width	307mm
Profile depth	28mm
Hanging length	405mm
Quantity per pallet	204
Battens per m ²	3.1 m at 100mm headlap 2.9 m at 75mm headlap
Batten size	
Up to 450mm rafter centres	38 x 25mm
Up to 600mm rafter centres	50 x 25mm
Nail size/type for slates	50 x 3.35mm aluminium ring shank clout head
Nail size/type for slate clips	Integrated with clip

Unless otherwise stated, data is based on tiles laid at minimum headlap.

[†]For projects where the rafters are below 22.5° the roof substructure must be installed in accordance with our Low Pitch Installation Guide available at www.wienerberger.co.uk. Concealed tile ventilators must not be used on roof pitches below 22.5°. A low pitch version is available. Please contact Technical Services for further information.

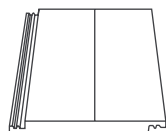
Rafter length restrictions apply at minimum roof pitch.

Please go to www.roofspec.co.uk to generate your own quantity estimate and roof specification.

COLOURS - SMOOTHFACED



DUAL CALDERDALE EDGE TILE CONCRETE



Min pitch	16.5°
Qty per pallet	204

Code suffix/Colour code

Dual Calderdale Edge Tile	Size/Qty	Code Prefix		Code		Rustic	Dark Grey
Tiles & Fittings							
Dual Calderdale Edge (per 1000)	420 x 334mm	2451	+	1401	+	12	14
Verge clip	100 per bag	2451	+	058100	-		
Monkey Grip tile clip	100 per bag	6060	+	447	-		
Monkey Grip eaves clip	100 per bag	6060	+	448	-		
Concrete Ridges							
Legged angle ridge 114°	457mm / 96 per pallet	2452	+	8450	+	12	14
Legged angle ridge with block end	457mm	2452	+	8453	+	12	14
Legged angle ridge with gable stop end	457mm	2452	+	84	+	9057	9058
Legged angle mono ridge	457mm / 40 per pallet	2451	+	8456	+	12	14
Legged angle mono ridge with block end LH	457mm	2451	+	84	+	9042	9043
Legged angle mono ridge with block end RH	457mm	2451	+	84	+	9049	9050
Legged angle security ridge	457mm / 96 per pallet	2452	+	8455	+	12	14
Legged angle hip starter ridge	370mm	2452	+	8463	+	12	14
Legged angle ridge/hip junction (17.5 to 34°)	each	6000	-	-	+	140	136
Legged angle ridge/hip junction (35 to 50°)	each	6000	-	-	+	149	145
Roofing Systems							
Dry Roofing							
Profile Ridge system - Legged angle	2.7m	2452	+	847600	-		
Roll Ridge system - Legged angle	5m	2452	+	847500	-		
Profile Mono Ridge system - Legged angle	2.7m	2452	+	849053	-		
Roll Hip system - Legged angle (excl. hip tray)	5m	2452	+	847700	-		
Hip tray	1m	6000	+	112	-		
Multiverge System							
Multiverge unit LH	42 per box	6040	-	-	+	037	038
Multiverge unit RH	42 per box	6040	+	-	+	043	044
Multiverge eaves closure unit (suits LH & RH verges)	1000 per box	6040	+	-	+	048	031
Multiverge ridge closure comb (for use with ridge block end)		6040	+	35	-		
LA ridge end cap	56 per box	6040	-	-	+	009	010
Side Abutment							
LH abutment soaker large format	each	6000	+	160	-		
RH abutment soaker large format	each	6000	+	163	-		
Ventilation							
Concealed tile ventilator ^{1 2}		6070	-	-	+	595	596
Cowl ventilator ^{3 4}		2451	+	566	+	12	14
Low pitch concealed tile ventilator		6070					
Low pitch concealed tile ventilator with pipe adaptor		TBA					
Legged angle concealed air vent ridge ²	457mm	2451	+	8471	+	12	14
Eaves Ventilation							
Eaves ventilation pack 10mm	6m	6030	+	017	-		
Eaves ventilation pack 25mm	6m	6030	+	018	-		
Top Abutment Ventilation							
Top Abutment Ventilator	2.7m	2452	+	939000	-		
Vapour Permeable Membrane							
Sandtoft VPM Classic 20 per pallet	1.0 x 50m (50m ²)	6100	+	007	-		
Sandtoft VPM Super 20 per pallet	1.5 x 50m (75m ²)	6100	+	28	-		
Sandtoft VPM Classic Taped 140gms/m ²	1.0 x 50m (50m ²)	6100	+	37	-		
Underlay support tray (10 per pack)	1500mm	6030	+	000	-		
Ventilation Accessories							
Concealed tile ventilator pipe adaptor		6070	+	377	-		
Concealed air vent ridge pipe adaptor		6070	+	111	-		
Flexible pipe 100/100		6070	+	128	-		
Flexible pipe 100/82		6070	+	398	-		

¹ Concealed tile ventilators must not be used on roof pitches below 22.5°.

² Requires pipe adaptor and flexible pipe for connection to soil or mechanical extraction.

³ Requires flexible pipe for connection to soil or mechanical extraction.

⁴ Must not be used on roof pitches below 22.5°.





TLE[®] CONCRETE

TLE is one of the thinnest leading edges on the market. It gives a slate-like appearance and offers all the benefits of a modern interlocking design.



TECHNICAL DATA

Minimum roof pitch*	17.5° [†] at 100mm headlap 22.5° at 75mm headlap
Headlap (minimum)	75mm
Headlap (maximum)	120mm
Batten spacing at max. gauge	345mm
Batten spacing at min. gauge	300mm
Size of slate	420 x 334mm
Covering capacity at max. gauge	10.2 slates per m ² at 100mm headlap 9.5 slates per m ² at 75mm headlap
Cover width	305mm
Profile depth	19mm
Hanging length	400mm
Quantity per pallet	240
Battens per m ²	3.1 m at 100mm headlap 2.9 m at 75mm headlap
Batten size	
Up to 450mm rafter centres	38 x 25mm
Up to 600mm rafter centres	50 x 25mm
Nail size/type for slates	45 x 3.35mm aluminium ring shank clout head
Nail size/type for metal slate clips	50 x 3.35mm aluminium ring shank clout head


Unless otherwise stated, data is based on tiles laid at minimum headlap.

[†]For projects where the rafters are below 22.5° the roof substructure must be installed in accordance with our Low Pitch Installation Guide available at www.wienerberger.co.uk. Concealed tile ventilators must not be used on roof pitches below 22.5°. A low pitch version is available. Please contact Technical Services for further information.


Rafter length restrictions apply at minimum roof pitch.

Please go to www.roofspec.co.uk to generate your own quantity estimate and roof specification.

COLOURS - SMOOTHFACED



TLE® CONCRETE



Min pitch	17.5°
Qty per pallet	240

Code suffix/Colour code

TLE	Size/Qty	Code Prefix	Code	Code suffix/Colour code		
				Brown	Rustic	Dark Grey
Tiles & Fittings						
TLE Slate	420 x 334mm	2451	+ 0601	+ 10	12	14
LH verge tile	240 per pallet	2451	+ 0602	+ 10	12	14
Half tile set (LH & RH)	240 per pallet	2451	+ 0603	+ 10	12	14
Monkey Grip Tile clip	100 per bag	6060	+ 445	-		
Monkey Grip Eaves clip	100 per bag	6060	+ 446	-		
Verge clip	100 per bag	6060	+ 290	-		
Tile Nails: aluminium ring shank clout head 45 x 3.35mm	850 per kg	6060	+ 122	-		
Clip Nails: aluminium ring shank clout head 50 x 3.35mm	775 per kg	6060	+ 123	-		
Concrete Ridges						
Legged angle ridge 114°	457mm / 96 per pallet	2452	+ 8450	+ 10	12	14
Legged angle ridge with block end	457mm	2452	+ 8453	+ 10	12	14
Legged angle ridge with gable stop end	457mm	2452	+ 84	+ 9055	9057	9058
Legged angle mono ridge	457mm / 40 per pallet	2451	+ 8456	+ 10	12	14
Legged angle mono ridge with block end LH	457mm	2451	+ 84	+ 9040	9042	9043
Legged angle mono ridge with block end RH	457mm	2451	+ 84	+ 9047	9049	9050
Legged angle security ridge	457mm / 96 per pallet	2452	+ 8455	+ 10	12	14
Legged angle hip starter ridge	370mm	2452	+ 8463	+ 10	12	14
Legged angle ridge/hip junction (17.5 to 34°)	each	6000	- -	+ 135	140	136
Legged angle ridge/hip junction (35 to 50°)	each	6000	- -	+ 144	149	145
Roofing Systems						
Dry Roofing						
Profile Ridge system - Legged angle	2.7m	2452	+ 847600	-		
Roll Ridge system - Legged angle	5m	2452	+ 847500	-		
Profile Mono Ridge system - Legged angle	2.7m	2452	+ 849053	-		
Roll Hip system - Legged angle (excl. hip tray)	5m	2452	+ 847700	-		
Hip tray	1m	6000	+ 112	-		
Dry Verge System						
TLE dry verge unit LH	each	6040	+ -	+ 084	077	075
TLE dry verge unit RH	each	6040	+ -	+ 085	078	076
TLE Eaves closures unit (suits LH & RH verges)		6040	+ -	+ 088	086	083
TLE ridge closure comb (for use with ridge block ends)		6040	+ 089	-		
LA ridge end cap		6040	- -	+ -		010
Side Abutment						
LH abutment soaker TLE	each	6000	+ 159	-		
RH abutment soaker TLE	each	6000	+ 162	-		
Ventilation						
Concealed tile ventilator ^{1 2}		6070	- -	+ 603	602	604
Cowl ventilator ^{3 4}		2451	+ 0666	+ 10	12	14
Low pitch concealed tile ventilator		6070		453	422	408
Low pitch concealed tile ventilator with pipe adaptor						
Legged angle concealed air vent ridge ²	457mm	2451	+ 8471	+ 10	12	14
Eaves Ventilation						
Eaves ventilation pack 10mm	6m	6030	+ 017	-		
Eaves ventilation pack 25mm	6m	6030	+ 018	-		
Top Abutment Ventilation						
Flat Prof Top Abutment Ventilator	2.7m	2452	+ 939000	-		
Vapour Permeable Membrane						
Sandtoft VPM Classic 20 per pallet	1.0 x 50m (50m ²)	6100	+ 007	-		
Sandtoft VPM Super 20 per pallet	1.5 x 50m (75m ²)	6100	+ 028	-		
Sandtoft VPM Classic Taped 140gms/m ²	1.0 x 50m (50m ²)	6100	+ 037	-		
Underlay support tray (10 per pack)	1500mm	6030	+ 000	-		
Ventilation Accessories						
Concealed tile ventilator pipe adaptor		6070	+ 377	-		
Concealed air vent ridge pipe adaptor (HR and LA only)		6070	+ 111	-		
Flexible pipe 100/100		6070	+ 128	-		
Flexible pipe 100/82		6070	+ 398	-		

¹ Concealed tile ventilators must not be used on roof pitches below 22.5°.

² Requires pipe adaptor and flexible pipe for connection to soil or mechanical extraction.

³ Requires flexible pipe for connection to soil or mechanical extraction.

⁴ Must not be used on roof pitches below 22.5°.





DUAL TLE[®] CONCRETE

Dual TLE is one of the thinnest leading edges on the market. It gives a slate-like appearance and offers all the benefits of a modern interlocking design.



TECHNICAL DATA

Minimum roof pitch*	17.5° [†] at 100mm headlap 22.5° at 75mm headlap
Headlap (minimum)	75mm
Headlap (maximum)	120mm
Batten spacing at max. gauge	345mm
Batten spacing at min. gauge	300mm
Size of slate	420 x 334mm
Covering capacity at max. gauge	10.2 slates per m ² at 100mm headlap 9.5 slates per m ² at 75mm headlap
Cover width	305mm
Profile depth	19mm
Hanging length	400mm
Quantity per pallet	240
Battens per m ²	3.1 m at 100mm headlap 2.9 m at 75mm headlap
Batten size	
Up to 450mm rafter centres	38 x 25mm
Up to 600mm rafter centres	50 x 25mm
Nail size/type for slates	45 x 3.35mm aluminium ring shank clout head
Nail size/type for metal slate clips	50 x 3.35mm aluminium ring shank clout head



Unless otherwise stated, data is based on tiles laid at minimum headlap.

[†]For projects where the rafters are below 22.5° the roof substructure must be installed in accordance with our Low Pitch Installation Guide available at www.wienerberger.co.uk. Concealed tile ventilators must not be used on roof pitches below 22.5°. A low pitch version is available. Please contact Technical Services for further information.

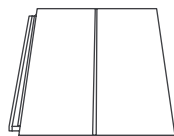
Rafter length restrictions apply at minimum roof pitch.

Please go to www.roofspec.co.uk to generate your own quantity estimate and roof specification.

COLOURS - SMOOTHFACED



DUAL TLE® CONCRETE



Min pitch	17.5°
Qty per pallet	240

Code suffix/Colour code

Dual TLE	Size/Qty	Code Prefix	Code		Code suffix/Colour code		
					Brown	Rustic	Dark Grey
Tiles & Fittings							
Dual TLE Slate	420 x 334mm	2451	+ 0701	+	10	12	14
Monkey Grip Tile clip	100 per bag	6030	+ 453	-			
Monkey Grip Eaves clip	100 per bag	6030	+ 454	-			
Verge clip	100 per bag	6060	+ 301	-			
Tile Nails: aluminium ring shank clout head 45 x 3.35mm	850 per kg	6060	+ 122	-			
Clip Nails: aluminium ring shank clout head 50 x 3.35mm	775 per kg	6060	+ 123	-			
Concrete Ridges							
Legged angle ridge 114°	457mm / 96 per pallet	2452	+ 8450	+	10	12	14
Legged angle ridge with block end	457mm	2452	+ 8453	+	10	12	14
Legged angle ridge with gable stop end	457mm	2452	+ 84	+	9055	9057	9058
Legged angle mono ridge	457mm / 40 per pallet	2451	+ 8456	+	10	12	14
Legged angle mono ridge with block end LH	457mm	2451	+ 84	+	9040	9042	9043
Legged angle mono ridge with block end RH	457mm	2451	+ 84	+	9047	9049	9050
Legged angle security ridge	457mm / 96 per pallet	2452	+ 8455	+	10	12	14
Legged angle hip starter ridge	370mm	2452	+ 8463	+	10	12	14
Legged angle ridge/hip junction (17.5 to 34°)	each	6000	- -	+	135	140	136
Legged angle ridge/hip junction (35 to 50°)	each	6000	- -	+	144	149	145
Roofing Systems							
Dry Roofing							
Profile Ridge system - Legged angle	2.7m	2452	+ 847600	-			
Roll Ridge system - Legged angle	5m	2452	+ 847500	-			
Profile Mono Ridge system - Legged angle	2.7m	2452	+ 849053	-			
Roll Hip system - Legged angle (excl. hip tray)	5m	2452	+ 847700	-			
Hip tray	1m	6000	+ 112	-			
Dry Verge System							
TLE dry verge unit LH	each	6040	+ -	+	084	077	075
TLE dry verge unit RH	each	6040	+ -	+	085	078	076
TLE Eaves closures unit (suits LH & RH verges)		6040	+ -	+	088	086	083
TLE ridge closure comb (for use with ridge block ends)		6040	+ 089	-			
LA ridge end cap		6040	- -	+			010
Side Abutment							
LH abutment soaker TLE	each	6000	+ 159	-			
RH abutment soaker TLE	each	6000	+ 162	-			
Ventilation							
Concealed tile ventilator ^{1 2 4}		6070	- -	+	612	611	613
Low pitch concealed tile ventilator		6070			454	423	425
Low pitch concealed tile ventilator with pipe adaptor		TBC			TBC	TBC	TBC
Cowl ventilator ^{3 4}		2451	+ 0766	+	10	12	14
Legged angle concealed air vent ridge ²	457mm	2451	+ 8471	+	10	12	14
Eaves Ventilation							
Eaves ventilation pack 10mm	6m	6030	+ 017	-			
Eaves ventilation pack 25mm	6m	6030	+ 018	-			
Top Abutment Ventilation							
Flat Prof Top Abutment Ventilator	2.7m	2452	+ 939000	-			
Vapour Permeable Membrane							
Sandtoft VPM Classic 20 per pallet	1.0 x 50m (50m ²)	6100	+ 007	-			
Sandtoft VPM Super 20 per pallet	1.5 x 50m (75m ²)	6100	+ 028	-			
Sandtoft VPM Classic Taped 140gms/m ²	1.0 x 50m (50m ²)	6100	+ 037	-			
Underlay support tray (10 per pack)	1500mm	6030	+ 000	-			
Ventilation Accessories							
Concealed tile ventilator pipe adaptor		6070	+ 377	-			
Concealed air vent ridge pipe adaptor (HR and LA only)		6070	+ 111	-			
Flexible pipe 100/100		6070	+ 128	-			
Flexible pipe 100/82		6070	+ 398	-			

¹ Concealed tile ventilators must not be used on roof pitches below 22.5°.

² Requires pipe adaptor and flexible pipe for connection to soil or mechanical extraction.

³ Requires flexible pipe for connection to soil or mechanical extraction.

⁴ Must not be used on roof pitches below 22.5°.





DOUBLE ROMAN CONCRETE

A long established Roman design popular in most regions, ideal for both new build and refurbishment.



TECHNICAL DATA

Minimum roof pitch	17.5° [†] Smoothfaced at 100mm headlap 22.5° Smoothfaced at 75mm headlap 30° Sandfaced at 75mm headlap
Headlap (minimum)	75mm
Headlap (maximum)	120mm
Batten spacing at max. gauge	345mm
Batten spacing at min. gauge	300mm
Size of tile	420 x 334mm
Covering capacity at max. gauge	10.4 tiles per m ² at 100mm headlap 9.7 tiles per m ² at 75mm headlap
Cover width	300mm
Profile depth	50mm
Hanging length	398mm
Quantity per pallet	216
Battens per m ²	3.1 m at 100mm headlap 2.9 m at 75mm headlap
Batten size	
Up to 450mm rafter centres	38 x 25mm
Up to 600mm rafter centres	50 x 25mm
Nail size/type for tiles	65 x 3.75mm aluminium ring shank clout head
Nail size/type for tile clips	55 x 3.35mm aluminium ring shank clout head

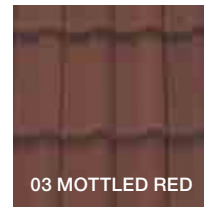

Unless otherwise stated, data is based on tiles laid at minimum headlap.

[†]For projects where the rafters are below 22.5° the roof substructure must be installed in accordance with our Low Pitch Installation Guide available at www.wienerberger.co.uk. Concealed tile ventilators must not be used on roof pitches below 22.5°. A low pitch version is available. Please contact Technical Services for further information.

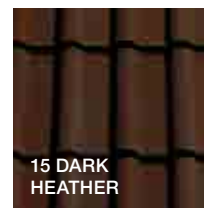

Rafter length restrictions apply at minimum roof pitch.

Please go to www.roofspec.co.uk to generate your own quantity estimate and roof specification.

COLOURS - SANDFACED



COLOURS - SMOOTHFACED



DOUBLE ROMAN TILE CONCRETE



Min pitch	17.5°
Qty per pallet	216

Code suffix/Colour code

Double Roman Tile	Size/Qty	Code Prefix	Code	Code suffix/Colour code									
				Antique No 2	Mottled Red	Cornish Grey	Brown	Terracotta Red	Rustic	Dark Grey	Dark Heather		
Tiles & Fittings													
Double Roman (per 1000)	420 x 334mm	2452	+ 0201	+ 02 ^A	03 ^A	05 ^A	10	11	12	14	15		
LH cloaked verge tile	40 per pallet	2452	+ 0215	+			10	11	12	14	15		
RH cloaked verge tile	40 per pallet	2452	+ 0216	+			10	11	12	14	15		
Half tile	240 per pallet	2452	+ 0203	+			10	11	12	14	15		
Tile clip	100 per bag	2451	+ 028000	-									
Eaves clip	100 per bag	2451	+ 028200	-									
Verge clip	100 per bag	2451	+ 028100	-									
Tile nails: aluminium ring shank clout head nails 65 x 3.75mm	492 per kg	6060	+ 125	-									
Clip nails: aluminium ring shank clout head nails 55 x 3.35mm	710 per kg	6060	+ 124	-									
Concrete Ridges													
Half round ridge	457mm / 96 per pallet	2452	+ 8350	+ 02	03	05	10	11	12	14	15		
Half round ridge with block end	457mm	2452	+ 8353	+ 02	03	05	10	11	12	14	15		
Half round ridge with gable stop end	457mm	2452	+ 83	+ 9110	9111	9112	9077	9078	9079	9080	9081		
Half round mono ridge	457mm / 40 per pallet	2451	+ 8356	+ 02	03	05	10	11	12	14	15		
Half round mono ridge with block end LH	457mm	2451	+ 83	+ 9048	9049	9050	9053	9054	9055	9056	9057		
Half round mono ridge with block end RH	457mm	2451	+ 83	+ 9061	9062	9063	9066	9067	9068	9069	9070		
Half round security ridge	457mm / 96 per pallet	2452	+ 8355	+ 02	03	05	10	11	12	14	15		
Segmental hip ridge	457mm / 140 per pallet	2452	+ 8550	+ 02	03	05	10	11	12	14	15		
Segmental hip starter ridge	370mm	2452	+ 8563	+ 02	03	05	10	11	12	14	15		
Roofing Systems													
Profile Ridge system - Half round	2.7m	2452	+ 839010	-									
Roll Ridge system - Half round	5m	2452	+ 837500	-									
Profile Mono Ridge system - Half round	2.7m	2452	+ 839009	-									
Roll Hip system - Segmental (excl. hip tray)	5m	2452	+ 857700	-									
Hip tray	1m	6000	+ 112	-									
Multiverge System													
Multiverge unit LH	42 per box	6040	- -	+			036	037	037	038	036		
Multiverge unit RH	42 per box	6040	- -	+			042	043	043	044	042		
Multiverge eaves closure unit (suits LH & RH verges)	1000 per box	6040	- -	+			049	048	048	031	049		
Multiverge ridge closure comb (for use with ridge block end)		6040	+ 035	-									
HR ridge end cap	64 per box	6040	- -	+			004	005	005	006	004		
Ventilation													
Concealed tile ventilator ^{1 2}		6070	- -	+	636	190	191	192	633	635	632	634	
Concealed tile ventilator with pipe adaptor ^{1 3}		2452	+ 0268	+		03	05	10					
Low pitch concealed tile ventilator													
Low pitch concealed tile ventilator with pipe adaptor													
Cowl ventilator ^{3 4}		2451	+ 0266	+ 02	03	05	10	11	12	14	15		
Half round concealed air vent ridge ²	457mm	2452	+ 8371	+ 02	03	05	10	11	12	14	15		
Eaves Ventilation													
Eaves ventilation pack 10mm	6m	6030	+ 017	-									
Eaves ventilation pack 25mm	6m	6030	+ 018	-									
Top Abutment Ventilation													
Top abutment ventilator (profile)	2.7m	2452	+ 029000	-									
Vapour Permeable Membrane													
Sandtoft VPM Classic 20 per pallet	1.0 x 50m (50m ²)	6100	+ 007	-									
Sandtoft VPM Super 20 per pallet	1.5 x 50m (75m ²)	6100	+ 028	-									
Sandtoft VPM Classic Taped 140gms/m ²	1.0 x 50m (50m ²)	6100	+ 037	-									
Underlay support tray (10 per pack)	1500mm	6030	+ 000	-									
Ventilation Accessories													
Concealed tile ventilator pipe adaptor		6070	+ 377	-									
Concealed air vent ridge pipe adaptor		6070	+ 111	-									
Flexible pipe 100/100		6070	+ 128	-									
Flexible pipe 100/82		6070	+ 398	-									

¹ Concealed tile ventilators must not be used on roof pitches below 22.5°.

² Requires pipe adaptor and flexible pipe for connection to soil or mechanical extraction.

³ Requires flexible pipe for connection to soil or mechanical extraction.

⁴ Must not be used on roof pitches below 22.5°.



DOUBLE PANTILE CONCRETE

A high quality concrete tile that recreates the flowing lines of a traditional pantile with an inherent strength in its curved design.



TECHNICAL DATA

Minimum roof pitch*	15° [†] smoothfaced at 100mm headlap 22.5° smoothfaced at 75mm headlap 30° sandfaced at 75mm headlap
Headlap (minimum)	75mm
Headlap (maximum)	120mm
Batten spacing at max. gauge	345mm
Batten spacing at min. gauge	300mm
Size of tile	420 x 334mm
Covering capacity at max. gauge	10.4 tiles per m ² at 100mm headlap 9.7 tiles per m ² at 75mm headlap
Cover width	300mm
Profile depth	55mm
Hanging length	402mm
Quantity per pallet	210
Battens per m ²	3.1 m at 100mm headlap 2.9 m at 75mm headlap
Batten size	
Up to 450mm rafter centres	38 x 25mm
Up to 600mm rafter centres	50 x 25mm
Nail size/type for tiles	65 x 3.75mm aluminium ring shank clout head
Nail size/type for tile clips	50 x 3.35mm aluminium ring shank clout head

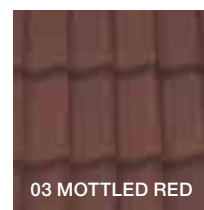
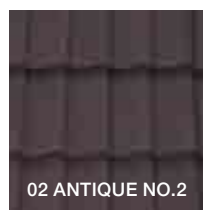
Unless otherwise stated, data is based on tiles laid at minimum headlap.

[†]For projects where the rafters are below 22.5° the roof substructure must be installed in accordance with our Low Pitch Installation Guide available at www.wienerberger.co.uk. Concealed tile ventilators must not be used on roof pitches below 22.5°. A low pitch version is available. Please contact technical services for further information.

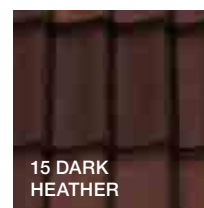
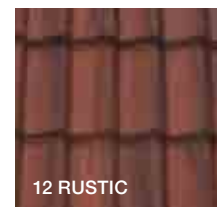
Rafter length restrictions apply at minimum roof pitch.

Please go to www.roofspec.co.uk to generate your own quantity estimate and roof specification.

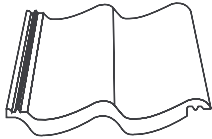
COLOURS - SANDFACED



COLOURS - SMOOTHFACED



DOUBLE PANTILE CONCRETE



Min pitch	15°
Qty per pallet	210

Code suffix/Colour code

Double Pantile	Size/Qty	Code Prefix		Code		Code suffix/Colour code						
						Antique No 2	Mottled Red	Brown	Terracotta Red	Rustic	Dark Grey	Dark Heather
Tiles & Fittings												
Double Pantile (per 1000)	420 x 334mm	2452	+	0101	+	02 ^A	03 ^A	10	11	12	14	15
LH cloaked verge tile	40 per pallet	2452	+	0115	+			10	11	12	14	15
RH cloaked verge tile	40 per pallet	2452	+	0116	+			10	11	12	14	15
Half tile		2452	+	0103	+			10	11	12	14	15
Dentil slip (per 100)		2451	+	93	+	9034	9035	9039	9040	9041	9038	9042
Tile clip	100 per bag	2451	+	018000	-							
Eaves clip	100 per bag	6060	+	282	-							
Verge clip	100 per bag	2451	+	018100	-							
Tile Nails: aluminium ring shank clout head 65 x 3.75mm	492 per kg	6060	+	125	-							
Clip Nails: aluminium ring shank clout head 50 x 3.35mm	775 per kg	6060	+	123	-							
Bird comb filler	1m	6030	+	045	-							
Concrete Ridges												
Half round ridge	457mm / 96 per pallet	2452	+	8350	+	02	03	10	11	12	14	15
Half round ridge with block end	457mm	2452	+	8353	+	02	03	10	11	12	14	15
Half round ridge with gable stop end	457mm	2452	+	83	+	9110	9111	9077	9078	9079	9080	9081
Half round mono ridge	457mm / 40 per pallet	2451	+	8356	+	02	03	10	11	12	14	15
Half round mono ridge with block end LH	457mm	2451	+	83	+	9048	9049	9053	9054	9055	9056	9057
Half round mono ridge with block end RH	457mm	2451	+	83	+	9061	9062	9066	9067	9068	9069	9070
Half round security ridge	457mm / 96 per pallet	2452	+	8355	+	02	03	10	11	12	14	15
Segmental hip ridge	457mm / 140 per pallet	2452	+	8550	+	02	03	10	11	12	14	15
Segmental hip starter ridge	370mm	2452	+	8563	+	02	03	10	11	12	14	15
Roofing Systems												
Dry Roofing												
Profile Ridge system - Half round	2.7m	2452	+	837600	-							
Roll Ridge system - Half round	5m	2452	+	837500	-							
Profile Mono Ridge system - Half round	2.7m	2452	+	839007	-							
Roll Hip system - Segmental (excl. hip tray)	5m	2452	+	857700	-							
Hip tray	1m	6000	+	112	-							
Multiverge System												
Multiverge unit LH	42 per box	6040	-	-	+			036	037	037	038	036
Multiverge unit RH	42 per box	6040	-	-	+			042	043	043	044	042
Multiverge eaves closure unit (suits LH & RH verges)	1000 per box	6040	-	-	+			049	048	048	031	049
Multiverge ridge closure comb (for use with ridge block end)		6040	+	035	-							
HR Ridge end cap		6040	-	-	+			004	005	005	006	004
Ventilation												
Concealed tile ventilator ^{1 2}		6070	-	-	+	182	183	640	641	637	642	639
Concealed tile ventilator with pipe adaptor ^{1 3}		2452	+	0168	+	02	03					
Low pitch concealed tile ventilator		6070										
Low pitch concealed tile ventilator with pipe adaptor		TBC										
Cowl ventilator ^{3 4}		2451	+	0166	+	02	03	10	11	12	14	15
Half round concealed air vent ridge ^{1 2}	457mm	2452	+	8371	+	02	03	10	11	12	14	15
Eaves Ventilation												
Eaves ventilation pack 10mm	6m	6030	+	017	-							
Eaves ventilation pack 25mm	6m	6030	+	018	-							
Top Abutment Ventilation												
Double Pantile Top Abutment Ventilator	2.7m	2452	+	019000	-							
Vapour Permeable Membrane												
Sandtoft VPM Classic 20 per pallet	1.0x50m (50m ²)	6100	+	007	-							
Sandtoft VPM Super 20 per pallet	1.5x50m (75m ²)	6100	+	028	-							
Sandtoft VPM Classic Taped 140gms/m ²	1.0x50m (50m ²)	6100	+	037	-							
Underlay support tray (10 per pack)	1500mm	6030	+	000	-							
Ventilation Accessories												
Concealed tile ventilator pipe adaptor		6070	+	377	-							
Concealed air vent ridge pipe adaptor (HR and LA only)		6070	+	111	-							
Flexible pipe 100/100		6070	+	128	-							
Flexible pipe 100/82		6070	+	398	-							


¹ Concealed tile ventilators must not be used on roof pitches below 22.5°.

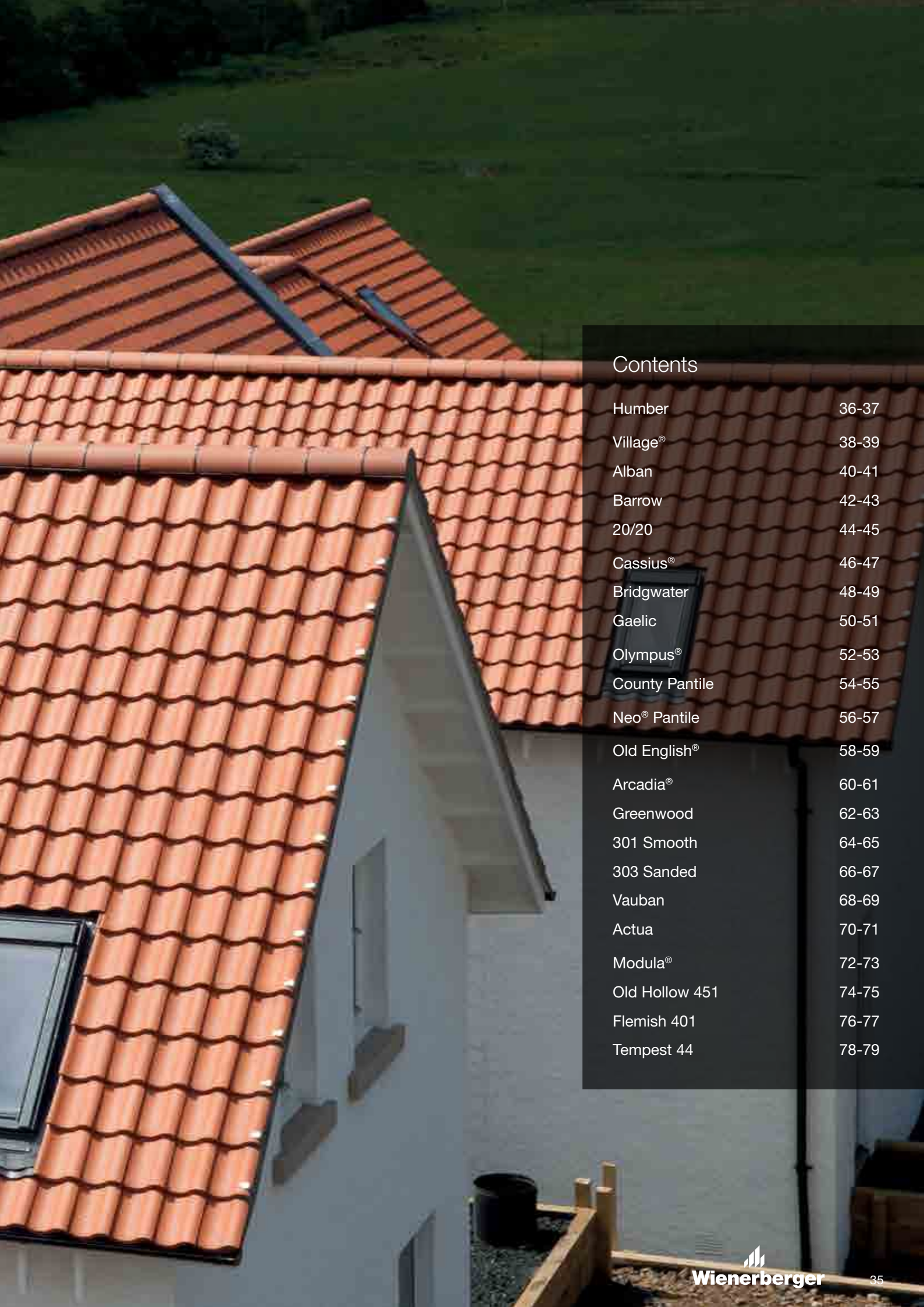
² Requires pipe adaptor and flexible pipe for connection to soil or mechanical extraction.

³ Requires flexible pipe for connection to soil or mechanical extraction.

⁴ Must not be used on roof pitches below 22.5°.

CLAY





Contents

Humber	36-37
Village®	38-39
Alban	40-41
Barrow	42-43
20/20	44-45
Cassius®	46-47
Bridgwater	48-49
Gaelic	50-51
Olympus®	52-53
County Pantile	54-55
Neo® Pantile	56-57
Old English®	58-59
Arcadia®	60-61
Greenwood	62-63
301 Smooth	64-65
303 Sanded	66-67
Vauban	68-69
Actua	70-71
Modula®	72-73
Old Hollow 451	74-75
Flemish 401	76-77
Tempest 44	78-79



HUMBER PLAIN TILE

CLAY

A traditional, cross-cambered, machine made clay plain tile that gives complete design flexibility and is perfect for complex roofs or vertical cladding.



TECHNICAL DATA

	ROOF	VERTICAL
Minimum roof pitch	35°	75°
Headlap (minimum)	65mm	38mm
Batten spacing at max. gauge	100mm	114mm
Size of tile	265 x 165mm	265 x 165mm
Covering capacity at max. gauge	60.0 tiles per m ²	53.0 tiles per m ²
Cover width	165mm	165mm
Profile depth	13mm	13mm
Hanging length	245mm	245mm
Quantity per pallet	540	540
Battens per m ²	10 m	8.8 m
Batten size		
Up to 600mm rafter centres	38 x 25mm	38 x 25mm
Nail size/type for tiles	38 x 3.35mm aluminium ring shank clout head	

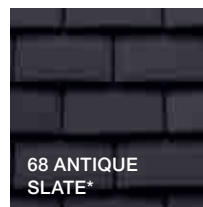


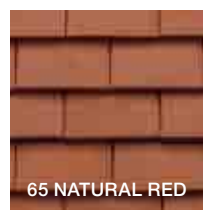
Unless otherwise stated, data is based on tiles laid at minimum headlap.

Clay tiles are subject to small variations in size because of drying and firing shrinkage in the manufacturing process. Therefore, before deciding on the batten gauge and cover width, the roof tiler should inspect each batch of tiles to ensure that the correct minimum headlap and sidelap are achieved.

Please go to www.roofspec.co.uk to generate your own quantity estimate and roof specification.

For a copy of A Guide to Plain Tiling – Including Vertical Tiling, by the Roof Tile Association, visit www.clayroof.co.uk.

COLOURS

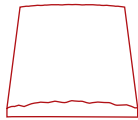


*Fitting only.



HUMBER PLAIN TILE

CLAY



Smooth Finish

Min pitch	35°
Qty per pallet	540

Code suffix/Colour code

Humber Plain Tile	Size/Qty	Code Prefix		Code		Code suffix/Colour code			
						Natural Red	Flanders	Tuscan	Antique Slate
Tiles & Fittings									
Plain tile (per 1000)	265 x 165mm	2453	+	2001	+	65	66	69	68*
Eaves/tops tile	520 per pallet	2453	+	2007	+	65	66	69	68
Tile-and-a-half tile	370 per pallet	2453	+	2011	+	65	66	69	68
Bonnet hip max pitch 55°	140 per pallet	2453	+	2028	+	65	66	69	68
Valley tile (standard) max pitch 55°	170 per pallet	2453	+	2029	+	65	66	69	68
External angle LH - 90°	100 per pallet	2453	+	2030	+	65	66	69	68
External angle RH - 90°	100 per pallet	2453	+	2031	+	65	66	69	68
External angle LH - 135°		2453	+	20	+	9018	9019	9021	9020
External angle RH - 135°		2453	+	20	+	9022	9023	9025	9024
Internal angle LH - 90°		2453	+	20	+	9046	9047	9049	9048
Internal angle RH - 90°		2453	+	20	+	9054	9055	9057	9056
Internal angle LH - 135°		2453	+	20	+	9042	9043	9045	9044
Internal angle RH - 135°		2453	+	20	+	9050	9051	9053	9052
Feature tile (club)		2453	+	2032	+	65	66	69	68
Feature tops tile (club)		2453	+	20	+	9026	9027	9029	9037
Feature tile-and-a-half (club) LH		2453	+	20	+	9030	9031	9033	9032
Feature tile-and-a-half (club) RH		2453	+	20	+	9034	9035	9037	9036
Arris hip 35						9000	9001	9003	
Arris hip 40						9004	9005	9007	
Arris hip 45						9008	9009	9011	
Arris hip 50						9012	9013	9015	
Tile nails: aluminium ring shank clout head 38 x 3.35mm	1010 per kg	6060	+	121	-				
Clay Ridges									
Half round ridge 305	305mm / 100 per pallet	2453	+	7750	+	65	66	69	68
Half round ridge with block end 305	305mm	2453	+	7753	+	65	66	69	68
Half round ridge with gable stop end 305	305mm	2453	+	77	+	9016	9017	9019	9018
Half round ridge with hip end 305	305mm	2453	+	77	+	9020	9021	9023	9022
Half round mono ridge 305	305mm / 60 per pallet	2453	+	7756	+	65	66	69	68
Half round mono ridge with block end LH 305	305mm	2453	+	77	+	9006	9007	9009	9008
Half round mono ridge with block end RH 305	305mm	2453	+	77	+	9010	9011	9013	9012
Third round ridge 305	305mm / 160 per pallet	2453	+	7950	+	65	66	69	68
Third round starter ridge 305	305mm	2453	+	7963	+	65	66	69	68
Baby ridge	314mm / 100 per pallet	2453	+	8750	+	65	66	69	68
Roofing Systems									
Dry Roofing									
Profile Ridge system - Half round 305	2.7m	2452	+	779015	-				
Roll Ridge system - Half round 305	5m	2452	+	777500	-				
Profile Mono Ridge system - Half round 305	2.7m	2452	+	779014	-				
Roll Hip system - Third round 305 (excl. hip tray)	5m	2452	+	867700	-				
Hip tray	1m	6000	+	112	-				
Ventilation									
InvisiVent ¹		2453	+	2066	+	65	66	69	68
Half round clay concealed air vent ridge ¹	457mm	2453	+	8371	+	65	66	69	68
Eaves Ventilation									
Eaves ventilation pack 10mm	6m	6030	+	017	-				
Eaves ventilation pack 25mm	6m	6030	+	018	-				
Top Abutment Ventilation									
Top Abutment Ventilator	2.7m	2452	+	939001	-				
Vapour Permeable Membrane									
Sandtoft VPM Classic 20 per pallet	1.0 x 50m (50m ²)	6100	+	007	-				
Sandtoft VPM Super 20 per pallet	1.5 x 50m (75m ²)	6100	+	028	-				
Sandtoft VPM Classic Taped 140gms/m ²	1.0 x 50m (50m ²)	6100	+	037	-				
Underlay support tray (10 per pack)	1500mm	6030	+	000	-				
Ventilation Accessories									
Invisivent pipe adaptor		6070	+	112	-				
Concealed air vent ridge pipe adaptor		6070	+	111	-				
Concealed plain tile ventilator adaptor		6070	+	377	-				
Flexible pipe 100/100		6070	+	128	-				
Flexible pipe 100/82		6070	+	398	-				

¹ Requires pipe adaptor and flexible pipe for connection to soil or mechanical extraction.

Wienerberger Heritage Service can also offer: Decorative Ridges and Finials, Roll-Top Ridges and Inserts, Peg Tiles, Bambino Tiles and historic roof profiles no longer manufactured. These are all available to special order, in a multitude of colours, designs and angles to suit the clients requirements.



VILLAGE[®] PLAIN TILE

CLAY

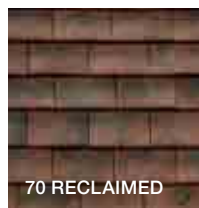
A natural clay plain tile with varied colour and texture that creates the appearance of an aged roof from new. Its double cambered design adds further character, providing a rustic look that will blend into its surroundings.



TECHNICAL DATA

	ROOF	VERTICAL
Minimum roof pitch	35°	75°
Headlap (minimum)	65mm	38mm
Batten spacing at max. gauge	100mm	114mm
Size of tile	265 x 165mm	265 x 165mm
Covering capacity at max. gauge	60.0 tiles per m ²	53.0 tiles per m ²
Cover width	165mm	165mm
Profile depth	13mm	13mm
Hanging length	245mm	245mm
Quantity per pallet	540	540
Battens per m ²	10 m	8.8 m
Batten size		
Up to 600mm rafter centres	38 x 25mm	38 x 25mm
Nail size/type for tiles	38 x 3.35mm aluminium ring shank clout head	

COLOURS



**SEE ALSO
ARCADIA
PANTILE,
PAGE 60**

Unless otherwise stated, data is based on tiles laid at minimum headlap.

Clay tiles are subject to small variations in size because of drying and firing shrinkage in the manufacturing process. Therefore, before deciding on the batten gauge and cover width, the roof tiler should inspect each batch of tiles to ensure that the correct minimum headlap and sidelap are achieved.


Please go to www.roofspec.co.uk to generate your own quantity estimate and roof specification.

For a copy of A Guide to Plain Tiling – Including Vertical Tiling, by the Roof Tile Association, visit www.clayroof.co.uk.



VILLAGE® PLAIN TILE

CLAY



Textured Finish

Min pitch	35°
Qty per pallet	540

Code suffix/Colour code

Reclaimed

Tuscan

Village Plain Tile	Size/Qty	Code Prefix		Code		Reclaimed	Tuscan
Tiles & Fittings							
Plain tile (per 1000)	265 x 165mm	2453	+	2201	+	70	
Eaves/tops tile	520 per pallet	2453	+	2207	+	70	
Tile-and-a-half tile	370 per pallet	2453	+	2211	+	70	
Bonnet hip max pitch 55°	140 per pallet	2453	+	2228	+	70	
Valley tile (standard) max pitch 55°	170 per pallet	2453	+	2229	+	70	
External angle LH - 90°	100 per pallet	2453	+	2230	+	70	
External angle RH - 90°	100 per pallet	2453	+	2231	+	70	
External angle LH - 135°		2453	+	22	+	9004	
External angle RH - 135°		2453	+	22	+	9005	
Internal angle LH - 90°		2453	+	22	+	9011	
Internal angle RH - 90°		2453	+	22	+	9015	
Internal angle LH - 135°		2453	+	22	+	9009	
Internal angle RH - 135°		2453	+	22	+	9013	
Feature tile (club)		2453	+	2232	+	70	
Feature tops tile (club)		2453	+	22	+	9006	
Feature tile-and-a-half (club) LH		2453	+	22	+	9007	
Feature tile-and-a-half (club) RH		2453	+	22	+	9008	
Arris hip 35°		2453	+	22	+	9000	
Arris hip 40°		2453	+	22	+	9001	
Arris hip 45°		2453	+	22	+	9002	
Arris hip 50°		2453	+	22	+	9003	
Tile nails: aluminium ring shank clout head 38 x 3.35mm	1010 per kg	6060	+	121	-		
Clay Ridges							
Half round ridge 305	305mm / 100 per pallet	2453	+	7750	+		69
Half round mono ridge 305	305mm / 60 per pallet	2453	+	7756	+		69
Third round ridge 305	305mm / 160 per pallet	2453	+	7950	+		69
Baby ridge	314mm / 100 per pallet	2453	+	8750	+		69
Ventilation							
InvisiVent ¹		2453	+	2266	+	70	
Half round clay concealed air vent ridge ¹	457mm	2453	+	8371	+		69
Eaves Ventilation							
Eaves ventilation pack 10mm	6m	6030	+	017	-		
Eaves ventilation pack 25mm	6m	6030	+	018	-		
Top Abutment Ventilation							
Top Abutment Ventilator	2.7m	2452	+	939001	-		
Vapour Permeable Membrane							
Sandtoft VPM Classic 20 per pallet	1.0 x 50m (50m ²)	6100	+	007	-		
Sandtoft VPM Super 20 per pallet	1.5 x 50m (75m ²)	6100	+	028	-		
Sandtoft VPM Classic Taped 140gms/m ²	1.0 x 50m (50m ²)	6100	+	037	-		
Underlay support tray (10 per pack)	1500mm	6030	+	000	-		
Ventilation Accessories							
Invisivent pipe adaptor		6070	+	112	-		
Concealed air vent ridge pipe adaptor		6070	+	111	-		
Flexible pipe 100/100		6070	+	128	-		
Flexible pipe 100/82		6070	+	398	-		

¹ Requires pipe adaptor and flexible pipe for connection to soil or mechanical extraction.

Wienerberger Heritage Service can also offer: Decorative Ridges & Finials, Roll-Top Ridges and Inserts, Peg Tiles, Bambino Tiles and historic roof profiles no longer manufactured. These are all available to special order, in a multitude of colours, designs and angles to suit the clients requirements.



ALBAN HANDCRAFTED PLAIN TILE

CLAY




With its sanded texture, irregular form and rustic tones, the Alban plain tile adds charm and character to any roof.

TECHNICAL DATA

	ROOF	VERTICAL
Minimum roof pitch	35°	75°
Headlap (minimum)	65mm	38mm
Batten spacing at max. gauge	100mm	114mm
Size of tile	265 x 165mm	265 x 165mm
Covering capacity at max. gauge	60.0 tiles per m ²	53.0 tiles per m ²
Cover width	165mm	165mm
Profile depth	13mm	13mm
Hanging length	245mm	245mm
Quantity per pallet	530	530
Battens per m ²	10 m	8.8 m
Batten size		
Up to 600mm rafter centres	38 x 25mm	38 x 25mm
Nail size/type for tiles	38 x 3.35mm aluminium ring shank clout head	

COLOURS

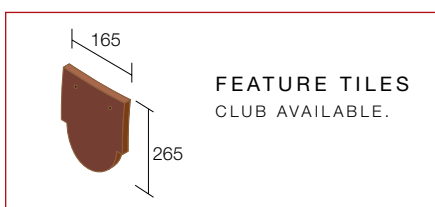


Unless otherwise stated, data is based on tiles laid at minimum headlap.

Clay tiles are subject to small variations in size because of drying and firing shrinkage in the manufacturing process. Therefore, before deciding on the batten gauge and cover width, the roof tiler should inspect each batch of tiles to ensure that the correct minimum headlap and sidelap are achieved.


Please go to www.roofspec.co.uk to generate your own quantity estimate and roof specification.

For a copy of A Guide to Plain Tiling – Including Vertical Tiling, by the Roof Tile Association, visit www.clayroof.co.uk.



ALBAN HANDCRAFTED PLAIN TILE

CLAY



Sanded Finish

Min pitch	35°
Qty per pallet	530

Code suffix/Colour code

Sussex
Blend

Alban Handcrafted Plain Tile	Size/Qty	Code Prefix		Code		Sussex Blend
Tiles & Fittings						
Plain tile (per 1000)	265 x 165mm	2453	+	2301	+	75
Eaves/tops tile	510 per pallet	2453	+	2307	+	75
Tile-and-a-half tile	350 per pallet	2453	+	2311	+	75
Bonnet hip max pitch 55°	140 per pallet	2453	+	2328	+	75
Valley tile (standard) max pitch 55°	170 per pallet	2453	+	2329	+	75
External angle LH - 90°	100 per pallet	2453	+	2330	+	75
External angle RH - 90°	100 per pallet	2453	+	2331	+	75
External angle LH - 135°		2453	+	23	+	9070
External angle RH - 135°		2453	+	23	+	9080
Internal angle LH - 90°		2453	+	23	+	9090
Internal angle RH - 90°		2453	+	23	+	9100
Internal angle LH - 135°		2453	+	23	+	9110
Internal angle RH - 135°		2453	+	23	+	9120
Feature tile (Club)		2453	+	2332	+	75
Feature tops tile (Club)		2453	+	23	+	9000
Feature tile-and-a-half (Club) LH		2453	+	23	+	9010
Feature tile-and-a-half (Club) RH		2453	+	23	+	9020
Arris hip 35°		2453	+	23	+	9030
Arris hip 40°		2453	+	23	+	9040
Arris hip 45°		2453	+	23	+	9050
Arris hip 50°		2453	+	23	+	9060
Tile nails: aluminium ring shank clout head 38 x 3.35mm	1010 per kg	6060	+	121	-	
Clay Ridges						
Half round ridge 305	305mm / 100 per pallet	2453	+	7750	+	75
Half round mono ridge 305	305mm / 60 per pallet	2453	+	7756	+	75
Third round ridge 305	305mm / 160 per pallet	2453	+	7950	+	75
Sandfaced Baby Ridge	314mm / 100 per pallet	2453	+	8750	+	75
Ventilation						
InvisiVent ¹		2453	+	2366	+	75
Half round clay concealed air vent ridge ¹	457mm	2453	+	8371	+	75
Eaves Ventilation						
Eaves ventilation pack 10mm	6m	6030	+	017	-	
Eaves ventilation pack 25mm	6m	6030	+	018	-	
Top Abutment Ventilation						
Top Abutment Ventilator	2.7m	2452	+	939001	-	
Vapour Permeable Membrane						
Sandtoft VPM Classic 20 per pallet	1.0 x 50m (50m ²)	6100	+	007	-	
Sandtoft VPM Super 20 per pallet	1.5 x 50m (75m ²)	6100	+	028-	-	
Sandtoft VPM Classic Taped 140gms/m ²	1.0 x 50m (50m ²)	6100	+	037	-	
Underlay support tray (10 per pack)	1500mm	6030	+	000	-	
Ventilation Accessories						
Invisivent pipe adaptor		6070	+	112	-	
Concealed air vent ridge pipe adaptor		6070	+	111	-	
Flexible pipe 100/100		6070	+	128	-	
Flexible pipe 100/82		6070	+	398	-	

¹ Requires pipe adaptor and flexible pipe for connection to soil or mechanical extraction.

Wienerberger Heritage Service can also offer: Decorative Ridges and Finials, Roll-Top Ridges and Inserts, Peg Tiles, Bambino Tiles and historic roof profiles no longer manufactured. These are all available to special order, in a multitude of colours, designs and angles to suit the clients requirements.



BARROW HANDCRAFTED PLAIN TILE CLAY

A handcrafted clay plain tile with a sanded finish. Each tile has a subtle irregular form which creates the appearance of a traditional, aged roof with character.



TECHNICAL DATA

	ROOF	VERTICAL
Minimum roof pitch	35°	75°
Headlap (minimum)	65mm	38mm
Batten spacing at max. gauge	100mm	114mm
Size of tile	265 x 165mm	265 x 165mm
Covering capacity at max. gauge	60.0 tiles per m ²	53.0 tiles per m ²
Cover width	165mm	165mm
Profile depth	13mm	13mm
Hanging length	245mm	245mm
Quantity per pallet	530	530
Battens per m ²	10 m	8.8 m
Batten size		
Up to 600mm rafter centres	38 x 25mm	38 x 25mm
Nail size/type for tiles	38 x 3.35mm aluminium ring shank clout head	

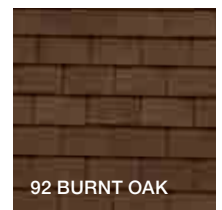
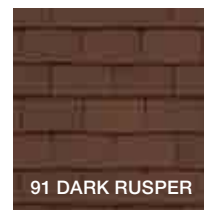
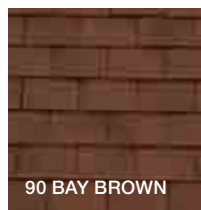
Unless otherwise stated, data is based on tiles laid at minimum headlap.

Clay tiles are subject to small variations in size because of drying and firing shrinkage in the manufacturing process. Therefore, before deciding on the batten gauge and cover width, the roof tiler should inspect each batch of tiles to ensure that the correct minimum headlap and sidelap are achieved.

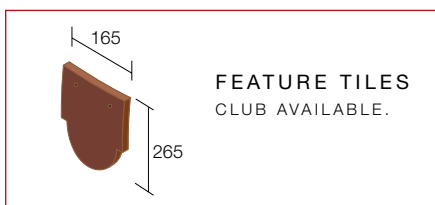
Please go to www.roofspec.co.uk to generate your own quantity estimate and roof specification.

For a copy of A Guide to Plain Tiling – Including Vertical Tiling, by the Roof Tile Association, visit www.clayroof.co.uk.

COLOURS




Barrow Brindle Mix is achieved by mixing Bay Brown (50%), Burnt Oak (30%) and Dark Rusper (20%).



BARROW HANDCRAFTED PLAIN TILE

CLAY



Sanded Finish

Min pitch	35°
Qty per pallet	530

Code suffix/Colour code

Barrow Handcrafted Plain Tile	Size/Qty	Code Prefix		Code		Code suffix/Colour code			
						Bay Brown	Dark Rusper	Burnt Oak	Light Rusper
Tiles & Fittings									
Plain tile (per 1000)	265 x 165mm	2453	+	2501	+	90	91	92	93
Eaves/tops tile	510 per pallet	2453	+	2507	+	90	91	92	934
Tile-and-a-half tile	350 per pallet	2453	+	2511	+	90	91	92	93
Bonnet hip max pitch 55°	140 per pallet	2453	+	2528	+	90	91	92	93
Valley tile (standard) max pitch 55°	170 per pallet	2453	+	2529	+	90	91	92	93
External angle LH - 90°	100 per pallet	2453	+	2530	+	90	91	92	93
External angle RH - 90°	100 per pallet	2453	+	2531	+	90	91	92	93
External angle LH - 135°		2453	+	25	+	9070	9071	9072	9073
External angle RH - 135°		2453	+	25	+	9080	9081	9082	9083
Internal angle LH - 90°		2453	+	25	+	9090	9091	9092	9093
Internal angle RH - 90°		2453	+	25	+	9100	9101	9102	9103
Internal angle LH - 135°		2453	+	25	+	9110	9111	9112	9113
Internal angle RH - 135°		2453	+	25	+	9120	9121	9122	9123
Feature tile (Club)		2453	+	2532	+	90	91	92	93
Feature tops tile (Club)		2453	+	25	+	9000	9001	9002	9003
Feature tile-and-a-half (Club) LH		2453	+	25	+	9010	9011	9012	9013
Feature tile-and-a-half (Club) RH		2453	+	25	+	9020	9021	9022	9023
Arris hip 35°		2453	+	25	+	9030	9031	9032	9033
Arris hip 40°		2453	+	25	+	9040	9041	9042	9043
Arris hip 45°		2453	+	25	+	9050	9051	9052	9053
Arris hip 50°		2453	+	25	+	9060	9061	9062	9063
Tile nails: aluminium ring shank clout head 38 x 3.35mm	1010 per kg	6060	+	121	-				
Clay Ridges									
Half round ridge 305	305mm / 100 per pallet	2453	+	7750	+	90	91	92	93
Half round mono ridge 305	305mm / 60 per pallet	2453	+	7756	+	90	91	92	93
Third round ridge 305	305mm / 160 per pallet	2453	+	7950	+	90	91	92	93
Sandfaced handmade Baby Ridge	314mm / 100 per pallet	2453	+	8750	+	90	91	92	934
Ventilation									
InvisiVent ¹		2453	+	2566	+	90	91	92	93
Half round clay concealed air vent ridge ¹	457mm	2453	+	8371	+	90	91	92	93
Eaves Ventilation									
Eaves ventilation pack 10mm	6m	6030	+	017	-				
Eaves ventilation pack 25mm	6m	6030	+	018	-				
Top Abutment Ventilation									
Top Abutment Ventilator	2.7m	2452	+	939001	-				
Vapour Permeable Membrane									
Sandtoft VPM Classic 20 per pallet	1.0 x 50m (50m ²)	6100	+	007	-				
Sandtoft VPM Super 20 per pallet	1.5 x 50m (75m ²)	6100	+	028	-				
Sandtoft VPM Classic Taped 140gms/m ²	1.0 x 50m (50m ²)	6100	+	037	-				
Underlay support tray (10 per pack)	1500mm	6030	+	000	-				
Ventilation Accessories									
Invisivent pipe adaptor		6070	+	112	-				
Concealed air vent ridge pipe adaptor		6070	+	111	-				
Flexible pipe 100/100		6070	+	128	-				
Flexible pipe 100/82		6070	+	398	-				

¹ Requires pipe adaptor and flexible pipe for connection to soil or mechanical extraction.

Wienerberger Heritage Service can also offer: Decorative Ridges and Finials, Roll-Top Ridges and Inserts, Peg Tiles, Bambino Tiles and historic roof profiles no longer manufactured. These are all available to special order, in a multitude of colours, designs and angles to suit the clients requirements.



20/20 INTERLOCKING PLAIN TILE CLAY

A New Generation interlocking clay plain tile. The 20/20 makes a plain tile roof more affordable through an innovative design that reduces labour and material costs, and cuts completion times.



TECHNICAL DATA

Minimum roof pitch*	15° [†] at 100mm headlap 22.5° at 75mm headlap
Headlap (minimum)	75mm
Headlap (maximum)	120mm
Batten spacing at max. gauge	255mm
Batten spacing at min. gauge	210mm
Size of tile	330 x 226mm
Covering capacity at max. gauge	22.7 tiles per m ² at 100mm headlap 20.5 tiles per m ² at 75mm headlap
Cover width	191mm
Profile depth	16mm
Hanging length	300mm
Quantity per pallet	480
Battens per m ²	4.3 m at 100mm headlap 3.9 m at 75mm headlap
Batten size	
Up to 450mm rafter centres	38 x 25mm
Up to 600mm rafter centres	50 x 25mm
Nail size/type for tiles	45 x 3.35mm aluminium ring shank clout head
Nail size/type for metal tile clips	55 x 3.35mm aluminium ring shank clout head

Unless otherwise stated, data is based on tiles laid at minimum headlap.


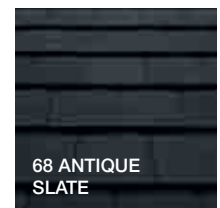
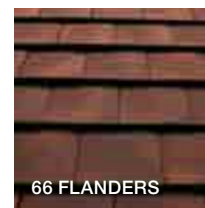
Clay tiles are subject to small variations in size because of drying and firing shrinkage in the manufacturing process. Therefore, before deciding on the batten gauge and cover width, the roof tiler should inspect each batch of tiles to ensure that the correct minimum headlap and sidelap are achieved.

[†]For projects where the rafters are below 22.5° the roof substructure must be installed in accordance with our Low Pitch Installation Guide available at www.wienerberger.co.uk. Concealed tile ventilators must not be used on roof pitches below 22.5°. A low pitch version is available. Please contact Technical Services for further information.

Rafter length restrictions apply at minimum roof pitch.


Please go to www.roofspec.co.uk to generate your own quantity estimate and roof specification.

COLOURS



20/20 INTERLOCKING PLAIN TILE

CLAY



Smooth Finish

Min pitch*	15°
Qty per pallet	480

Code suffix/Colour code

Clay Colours				Duracoat® Colours		
Natural Red	Flanders	Antique Slate	Tuscan	Natural Red	Antique Slate	Red Multi

20/20 Interlocking Plain Tile	Size/Qty	Code Prefix		Code	Natural Red	Flanders	Antique Slate	Tuscan	Natural Red	Antique Slate	Red Multi	
Tiles & Fittings												
20/20 tile (per 1000)	330 x 226mm	2453	+	6001	+	65	66	68*	69			
LH verge tile	360 per pallet	2453	+	6002	+	65	66	68	69			
Tile-and-a-half tile LH	240 per pallet	2453	+	6012	+	65	66	68	69			
Tile-and-a-half tile RH	240 per pallet	2453	+	6013	+	65	66	68	69			
Tile clip	100 per bag	2451	+	608000	-							
Eaves clip	100 per bag	2451	+	608200	-							
Verge clip	100 per bag	6060	+	130	-							
Tile nails: aluminium ring shank clout head 45 x 3.35mm	850 per kg	6060	+	122	-							
Clip nails: aluminium ring shank clout head 55 x 3.35mm	710 per kg	6060	+	124	-							
Duracoat® Ridges (for clay and other ridge profiles see page 53)												
Half round Duracoat® ridge	457mm / 96 per pallet	2452	+	8350	+					35	38	36
Half round Duracoat® security ridge	457mm / 96 per pallet	2452	+	8355	+					35	38	36
Half round Duracoat® ridge with block end	457mm	2452	+	8353	+					35	38	36
Half round Duracoat® ridge with gable stop end	457mm	2452	+	83	+					9041	9042	9040
Half round Duracoat® mono ridge	457mm / 40 per pallet	2451	+	8356	+					35	38	36
Half round Duracoat® mono ridge with block end LH	457mm	2451	+	83	+					9035	9036	9041
Half round Duracoat® mono ridge with block end RH	457mm	2451	+	83	+					9038	9039	9042
Segmental Duracoat® ridge	457mm / 140 per pallet	2452	+	8550	+					35	38	36
Segmental Duracoat® hip starter ridge	370mm	2452	+	8563	+					35	38	36
Roofing Systems												
Dry Roofing (to suit Duracoat® ridge)												
Profile Ridge system - Half round 457	2.7m	2452	+	839075	-							
Roll Ridge system - Half round 457	5m	2452	+	837500	-							
Profile Mono Ridge system - Half round 457	2.7m	2452	+	839074	-							
Roll Hip system - Segmental 457 (excl. hip tray)	5m	2452	+	857700	-							
Hip tray	1m	6000	+	112	-							
Dry Verge System												
MF verge unit (suits left & right hand verges)	50 per box	6040	-	-	+	021	022	023	030			
MF eaves closure (suits left & right hand verges)	150 per box	6040	+	029	-							
MF Ridge closure comb (for use with ridge block ends)	each	6040	+	028	-							
HR Duracoat® Ridge end cap	64	6040	-	-	+	024	025	027	026			
Side Abutment												
LH Abutment soaker medium format TLE	each	6000	+	161	-							
RH Abutment soaker medium format TLE	each	6000	+	164	-							
Ventilation												
Concealed tile ventilator ^{1 2}		6070	-	-	+	622	624	623	625			
Half round Duracoat® concealed air vent ridge ²	457mm	2452	+	83	+					9029	9030	7136
Low pitch concealed tile ventilator ²		6070	-	-	+	147	148	149	150			
Low pitch concealed tile ventilator with pipe adaptor ³		2453	+	6090	+	55	56	57	58			
Eaves Ventilation												
Eaves ventilation pack 10mm	6m	6030	+	017	-							
Eaves ventilation pack 25mm	6m	6030	+	018	-							
Top Abutment Ventilation												
Top abutment ventilator	2.7m	2452	+	939000	-							
Vapour Permeable Membrane												
Sandtoft VPM Classic 20 per pallet	1.0x50m(50m²)	6100	+	007	-							
Sandtoft VPM Super 20 per pallet	1.5x50m(75m²)	6100	+	028	-							
Sandtoft VPM Classic Taped 140gms/m²	1.0x50m(50m²)	6100	+	037	-							
Underlay support tray (10 per pack)	1500mm	6030	+	000	-							
Ventilation Accessories												
Concealed tile ventilator pipe adaptor		6070	+	377	-							
Concealed air vent ridge pipe adaptor		6070	+	111	-							
Flexible pipe 100/100		6070	+	128	-							
Flexible pipe 100/82		6070	+	398	-							

¹ Concealed tile ventilators must not be used on roof pitches below 22.5°.

² Requires pipe adaptor and flexible pipe for connection to soil or mechanical extraction.

³ Requires flexible pipe for connection to soil or mechanical extraction.

* Refer to full technical specification for minimum pitch.

Wienerberger Heritage Service can also offer: Decorative Ridges and Finials, Roll-Top Ridges and Inserts, Peg Tiles, Bambino Tiles and historic roof profiles no longer manufactured. These are all available to special order, in a multitude of colours, designs and angles to suit the clients requirements.



NEW CASSIUS[®]

CLAY

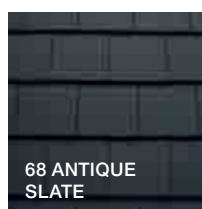
New Cassius is a thin leading edge large format tile that creates an attractive natural clay roof, while the large format size and interlocking design reduce material and installation costs.



TECHNICAL DATA

Minimum roof pitch	22.5°
Headlap (minimum)	75mm
Headlap (maximum)	120mm
Batten spacing at max. gauge	343mm
Batten spacing at min. gauge	298mm
Size of slate	418 x 335mm
Covering capacity at max. gauge	9.5 slates per m ²
Cover width	307mm
Profile depth	16mm
Hanging length	390mm
Quantity per pallet	240
Battens per m ²	2.9 m
Batten size	
Up to 450mm rafter centres	38 x 25mm
Up to 600mm rafter centres	50 x 25mm
Nail size/type for slates	45 x 3.35mm aluminium ring shank clout head
Nail size/type for metal slate clips	55 x 3.35mm aluminium ring shank clout head

COLOURS



68 ANTIQUE SLATE

Unless otherwise stated, data is based on tiles laid at minimum headlap.

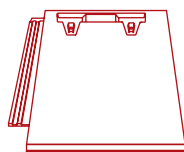
Clay tiles are subject to small variations in size because of drying and firing shrinkage in the manufacturing process. Therefore, before deciding on the batten gauge and cover width, the roof tiler should inspect each batch of tiles to ensure that the correct minimum headlap and sidelap are achieved.

Please go to www.roofspec.co.uk to generate your own quantity estimate and roof specification.



NEW CASSIUS®

CLAY



Smooth Finish

Min pitch	22.5°
Qty per pallet	240

Code suffix/Colour code

Clay Colours Duracoat® Colours

Antique
Slate

Antique
Slate

New Cassius Flat Tile	Size/Qty	Code Prefix		Code		Antique Slate	Antique Slate
Tiles & Fittings							
New Cassius tile (per 1000)	418 x 335mm	2453	+	5801	+	68	
LH verge tile	240 per pallet	2453	+	5802	+	68	
LH half tile	400 per pallet	2453	+	5804	+	68	
RH half tile	320 per pallet	2453	+	5805	+	68	
Tile clip	100 per bag	2451	+	588000	-		
Eaves clip	100 per bag	2451	+	588200	-		
Verge clip	100 per bag	6060	+	298	-		
Tile nails: aluminium ring shank clout head 45 x 3.35mm	850 per kg	6060	+	122	-		
Clip nails: aluminium ring shank clout head 55 x 3.35mm	710 per kg	6060	+	124	-		
Duracoat® Ridges							
Legged angle Duracoat® ridge	457mm / 96 per pallet	2452	+	8450	+		38
Legged angle Duracoat® security ridge	457mm / 96 per pallet	2452	+	8455	+		38
Legged angle Duracoat® ridge with block end	457mm	2452	+	8453	+		38
Legged angle Duracoat® ridge with gable stop end	457mm	2452	+	84	+		9033
Legged angle Duracoat® hip starter ridge	370mm	2452	+	8463	+		38
Legged angle Duracoat® mono ridge	457mm / 40 per pallet	2451	+	8456	+		38
Legged angle Duracoat® mono ridge LH block end	457mm	2451	+	84	+		9026
Legged angle Duracoat® mono ridge RH block end	457mm	2451	+	84	+		9029
Legged angle ridge/hip junction (17.5° to 34°)	each	6000	-	-	+		134
Legged angle ridge/hip junction (35° to 50°)	each	6000	-	-	+		143
Roofing Systems							
Dry Roofing (to suit Duracoat® ridge)							
Profile Ridge system - legged angle 457	2.7m	2452	+	847600	-		
Roll Ridge system - legged angle 457	5m	2452	+	847500	-		
Profile Mono Ridge system - legged angle 457	2.7m	2452	+	849053	-		
Roll Hip system - legged angle 457 (excl. hip tray)	5m	2452	+	847700	-		
Hip tray	1m	6000	+	112	-		
Dry Verge System							
TLE dry verge unit LH	each	6040	-	-	-	079	
TLE dry verge unit RH	each	6040	-	-	-	080	
Eaves closures		6040	-	-	-	087	
LF ridge closure comb (for use with ridge block ends)		6040	+	019	-		
LA Duracoat® ridge end cap		6040	-	-	+	016	
LH Clay Cloaked Verge		2453	-	6315	-	068	
RH Clay Cloaked Verge		2453	-	6316	-	068	
Clay Verge Cover Soaker Pack (3m)		2453	-	999040	-		
Side Abutment							
LH Abutment soaker (large format tile)	each	6000	+	160	-		
RH Abutment soaker (large format tile)	each	6000	+	163	-		
Ventilation							
Concealed tile ventilator ¹		6070	-	-	+	610	
Cowl ventilator ²		2453	+	5866	+	68	
Legged angle Duracoat® concealed air vent ridge ¹	457mm	2451	+	8471	+		38
Eaves Ventilation							
Eaves ventilation pack 10mm	6m	6030	+	017	-		
Eaves ventilation pack 25mm	6m	6030	+	018	-		
Top Abutment Ventilation							
Top abutment ventilator	2.7m	2452	+	939000	-		
Vapour Permeable Membrane							
Sandtoft VPM Classic 20 per pallet	1.0 x 50m (50m ²)	6100	+	007	-		
Sandtoft VPM Super 20 per pallet	1.5 x 50m (75m ²)	6100	+	028	-		
Sandtoft VPM Classic Taped 140gms/m ²	1.0 x 50m (50m ²)	6100	+	037	-		
Underlay support tray (10 per pack)	1500mm	6030	+	000	-		
Ventilation Accessories							
Concealed tile ventilator pipe adaptor		6070	+	377	-		
Concealed air vent ridge pipe adaptor		6070	+	111	-		
Flexible pipe 100/100		6070	+	128	-		
Flexible pipe 100/82		6070	+	398	-		

¹ Requires pipe adaptor and flexible pipe for connection to soil or mechanical extraction.

² Requires flexible pipe for connection to soil or mechanical extraction.

Wienerberger Heritage Service can also offer: Decorative Ridges and Finials, Roll-Top Ridges and Inserts, Peg Tiles, Bambino Tiles and historic roof profiles no longer manufactured. These are all available to special order, in a multitude of colours, designs and angles to suit the clients requirements.



BRIDGWATER DOUBLE ROMAN CLAY



The Sandtoft Bridgwater has been designed to satisfy the need for a traditional tapered clay double roman tile, predominantly found in the south west of England.

TECHNICAL DATA


Minimum roof pitch	30°
Headlap (minimum)	75mm
Batten spacing at max. gauge	345mm
Size of tile	420 x 340mm
Covering capacity at max. gauge	9.5 tiles per m ²
Cover width	305mm
Profile depth	42mm
Hanging length	403mm
Quantity per pallet	186
Battens per m ²	2.9 m
Batten size	
Up to 450mm rafter centres	38 x 25mm
Up to 600mm rafter centres	50 x 25mm
Nail size/type for tiles	38 x 3.35mm aluminium ring shank clout head
Nail size/type for tile clips	55 x 3.35mm aluminium ring shank clout head

Unless otherwise stated, data is based on tiles laid at minimum headlap.

Clay tiles are subject to small variations in size because of drying and firing shrinkage in the manufacturing process. Therefore, before deciding on the batten gauge and cover width, the roof tiler should inspect each batch of tiles to ensure that the correct minimum headlap and sidelap are achieved.

Please go to www.roofspec.co.uk to generate your own quantity estimate and roof specification.

COLOURS



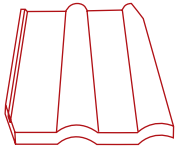
*Made to order

SEE ALSO
MODULA
DOUBLE
ROMAN,
PAGE 72



BRIDGWATER DOUBLE ROMAN TILE

CLAY



Min pitch	30°
Qty per pallet	186

Code suffix/Colour code		
Somerset	Natural Red	Tuscan
9001	9000	
	65	69
650		
	65	69

Bridgewater Double Roman Tile	Size/Qty	Code Prefix		Code		Somerset	Natural Red	Tuscan
Tiles & Fittings								
Bridgewater (per 1000)	420 x 340mm	2453	+	99	+	9001	9000	
Tile clip	100 per bag	2451	+	999001	-			
Eaves clip	100 per bag	2451	+	999000	-			
Verge clip	100 per bag	2451	+	999002	-			
Tile nails: aluminium ring shank clout head 38 x 3.35mm	1010 per kg	6060	+	121	-			
Clip nails: aluminium ring shank clout head 55 x 3.35mm	710 per kg	6060	+	124	-			
Clay Ridges								
Half round ridge 305	305mm / 100 per pallet	2453	+	7750	+		65	69
Half round mono ridge 305	305mm / 60 per pallet	2453	+	7756	+		65	69
Third round ridge 305	305mm / 160 per pallet	2453	+	7950	+		65	69
Ventilation								
Concealed tile ventilator ¹		6070	-	-	+	650		
Half round clay concealed air vent ridge ¹	457mm	2453	+	8371	+		65	69
Eaves Ventilation								
Eaves ventilation pack 10mm	6m	6030	+	017	-			
Eaves ventilation pack 25mm	6m	6030	+	018	-			
Vapour Permeable Membrane								
Sandtoft VPM Classic 20 per pallet	1.0 x 50m (50m ²)	6100	+	007	-			
Sandtoft VPM Super 20 per pallet	1.5 x 50m (75m ²)	6100	+	028	-			
Sandtoft VPM Classic Taped 140gms/m ²	1.0 x 50m (50m ²)	6100	+	037	-			
Underlay support tray (10 per pack)	1500mm	6030	+	000	-			
Ventilation Accessories								
Concealed tile ventilator pipe adaptor		6070	+	377	-			
Concealed air vent ridge pipe adaptor		6070	+	111	-			
Flexible pipe 100/100		6070	+	128	-			
Flexible pipe 100/82		6070	+	398	-			

¹ Requires pipe adaptor and flexible pipe for connection to soil or mechanical extraction.

² Requires flexible pipe connection to soil or mechanical extraction.

Wienerberger Heritage Service can also offer: Decorative Ridges and Finials, Roll-Top Ridges and Inserts, Peg Tiles, Bambino Tiles and historic roof profiles no longer manufactured. These are all available to special order, in a multitude of colours, designs and angles to suit the clients requirements.

For an alternative Double Roman see also Modula Double Roman on page 72.



GAELIC SINGLE ROMAN CLAY

A specialist clay tile with a delicate single roll, the Gaelic is ideal for refurbishment or new build work in conservation areas.



TECHNICAL DATA

Minimum roof pitch	30°
Headlap (minimum)	75mm
Batten spacing at max. gauge	267mm
Size of tile	342 x 255mm
Covering capacity at max. gauge	17.0 tiles per m ²
Cover width	220mm
Profile depth	43mm
Hanging length	315mm
Quantity per pallet	260
Battens per m ²	3.7 m
Batten size	
Up to 450mm rafter centres	38 x 25mm
Up to 600mm rafter centres	50 x 25mm
Nail size/type for tiles	50 x 3.35mm aluminium ring shank clout head

COLOURS



Unless otherwise stated, data is based on tiles laid at minimum headlap.

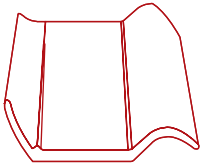
Clay tiles are subject to small variations in size because of drying and firing shrinkage in the manufacturing process. Therefore, before deciding on the batten gauge and cover width, the roof tiler should inspect each batch of tiles to ensure that the correct minimum headlap and sidelap are achieved.

Please go to www.roofspec.co.uk to generate your own quantity estimate and roof specification.



GAELIC SINGLE ROMAN TILE

CLAY



Min pitch	30°
Qty per pallet	260

Code suffix/
Colour code

Natural
Red

Gaelic Single Roman Tile	Size/Qty	Code Prefix		Code		Natural Red
Tiles & Fittings						
Gaelic tile (per 1000)	342 x 255mm	2453	+	4501	+	65
Tile clip	100 per bag	6060	+	201	-	
Eaves clip	100 per bag	6060	+	280	-	
Tile nails: aluminium ring shank clout head 50 x 3.35mm	775 per kg	6060	+	123	-	
Clay Ridges						
Half round ridge 305	305mm / 100 per pallet	2453	+	7750	+	65
Half round mono ridge 305	305mm / 60 per pallet	2453	+	7756	+	65
Third round ridge 305	305mm / 160 per pallet	2453	+	7950	+	65
Ventilation						
Cowl ventilator ¹		2453	+	4566	+	65
Half round clay concealed air vent ridge ²	457mm	2453	+	8371	+	65
Eaves Ventilation						
Eaves ventilation pack 10mm	6m	6030	+	017	-	
Eaves ventilation pack 25mm	6m	6030	+	018	-	
Vapour Permeable Membrane						
Sandtoft VPM Classic 20 per pallet	1.0 x 50m (50m ²)	6100	+	007	-	
Sandtoft VPM Super 20 per pallet	1.5 x 50m (75m ²)	6100	+	028	-	
Sandtoft VPM Classic Taped 140gms/m ²	1.0 x 50m (50m ²)	6100	+	037	-	
Underlay support tray (10 per pack)	1500mm	6030	+	000	-	
Ventilation Accessories						
Concealed tile ventilator pipe adaptor		6070	+	377	-	
Concealed air vent ridge pipe adaptor		6070	+	111	-	
Flexible pipe 100/100		6070	+	128	-	
Flexible pipe 100/82		6070	+	398	-	

¹ Requires pipe adaptor and flexible pipe for connection to soil or mechanical extraction.

² Requires flexible pipe connection to soil or mechanical extraction.

Wienerberger Heritage Service can also offer: Decorative Ridges and Finials, Roll-Top Ridges and Inserts, Peg Tiles, Bambino Tiles and historic roof profiles no longer manufactured. These are all available to special order, in a multitude of colours, designs and angles to suit the clients requirements.

For an alternative Single Roman see also Tempest 44 Single Roman on page 78.



OLYMPUS[®] DOUBLE PANTILE CLAY



A New Generation clay tile designed to provide all the benefits of a natural clay roof at an affordable price thanks to its innovative design and large format size.

TECHNICAL DATA




Minimum roof pitch	22.5°
Headlap (minimum)	75mm
Headlap (maximum)	120mm
Batten spacing at max. gauge	333mm
Batten spacing at min. gauge	288mm
Size of tile	408 x 327mm
Covering capacity at max. gauge	10.2 tiles per m ²
Cover width	295mm
Profile depth	57mm
Hanging length	382mm
Quantity per pallet	210
Battens per m ²	3.0 m
Batten size	
Up to 450mm rafter centres	38 x 25mm
Up to 600mm rafter centres	50 x 25mm
Nail size/type for tiles	65 x 3.35mm aluminium ring shank clout head
Nail size/type for metal tile clips	55 x 3.35 aluminium ring shank clout head
Nail size/type for plastic tile clips	25 x 3.35 aluminium ring shank clout head

Unless otherwise stated, data is based on tiles laid at minimum headlap.

Clay tiles are subject to small variations in size because of drying and firing shrinkage in the manufacturing process. Therefore, before deciding on the batten gauge and cover width, the roof tiler should inspect each batch of tiles to ensure that the correct minimum headlap and sidelap are achieved.

Please go to www.roofspec.co.uk to generate your own quantity estimate and roof specification.

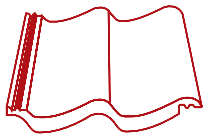
COLOURS



SEE ALSO
MODULA
DOUBLE
ROMAN TILE
ON PAGE 72



OLYMPUS® DOUBLE PANTILE CLAY



Min pitch	22.5°
Qty per pallet	210

Code suffix/Colour code

Clay Colours			Duracoat® Colours		
Natural Red	Flanders	Tuscan	Natural Red	Antique Slate	Red Multi

Olympus Double Pantile	Size/Qty	Code Prefix		Code		Natural Red	Flanders	Tuscan	Natural Red	Antique Slate	Red Multi
Tiles & Fittings											
Olympus tile (per 1000)	406 x 330mm	2453	+	6601	+	65	66	69			
LH verge tile	180 per pallet	2453	+	6602	+	65	66	69			
Tile clip (100 per bag)		2451	+	668000	-						
Eaves clip (100 per bag)		6060	+	237	-						
Verge clip (100 per bag)		2451	+	668100							
Plastic Push Clips		6060	+	195	-						
Tile nails: aluminium ring shank clout head 65 x 3.75mm	492 per kg	6060	+	125	-						
Clip nails: aluminium ring shank clout head 55 x 3.35mm	710 per kg	6060	+	124	-						
Bird comb filler	1m	6030	+	045	-						
Duracoat® Ridges (for clay and other ridge profiles see page 53)											
Half round Duracoat® ridge	457mm / 96 per pallet	2452	+	8350	+				35	38	36
Half round Duracoat® security ridge	457mm / 96 per pallet	2452	+	8355	+				35	38	36
Half round Duracoat® ridge with block end	457mm	2452	+	8353	+				35	38	36
Half round Duracoat® ridge with gable stop end	457mm	2452	+	83	+				9041	9042	9040
Half round Duracoat® mono ridge	457mm / 40 per pallet	2451	+	8356	+				35	38	36
Half round Duracoat® mono ridge with block end LH	457mm	2451	+	83	+				9035	9036	9041
Half round Duracoat® mono ridge with block end RH	457mm	2451	+	83	+				9038	9039	9042
Segmental Duracoat® ridge	457mm / 140 per pallet	2452	+	8550	+				35	38	36
Segmental Duracoat® hip starter ridge	370mm	2452	+	8563	+				35	38	36
Roofing Systems											
Dry Roofing (to suit Duracoat® ridge)											
Profile Ridge system - Half round 457	2.7m	2452	+	839104	-						
Roll Ridge system - Half round 457	5m	2452	+	837500	-						
Profile Mono Ridge system - Half round 457	2.7m	2452	+	839103	-						
Roll Hip system - Segmental 457 (excl. hip tray)	5m	2452	+	857700	-						
Hip tray	1m	6000	+	112	-						
Dry Verge System											
Multiverge unit LH	42 per box	60400	-	-	+	39	40	41			
Multiverge unit RH	42 per box	60400	-	-	+	45	46	47			
Multiverge eaves closure unit (suits LH and RH verges)	1000 per box	60400	-	-	+	48	48	48			
Multiverge Ridge closure comb (for use with ridge block end)		60400	+	35	-						
HR Duracoat® ridge end cap		60400	-	-	+	24	25	26			
Ventilation											
Concealed tile ventilator ¹		60	+	70	+	549	550	551			
Cowl ventilator ²		2453	+	6666	+	65	66	69			
Half round Duracoat® concealed air vent ridge ¹	457mm	2452	+	83	+				9029	9030	7136
Eaves Ventilation											
Eaves ventilation pack 10mm	6m	6030	+	017	-						
Eaves ventilation pack 25mm	6m	6030	+	018	-						
Top Abutment Ventilation											
Top abutment ventilator (profile)	2.7m	2452	+	669000	-						
Vapour Permeable Membrane											
Sandtoft VPM Classic 20 per pallet	1.0 x 50m (50m ²)	6100	+	007	-						
Sandtoft VPM Super 20 per pallet	1.5 x 50m (75m ²)	6100	+	028	-						
Sandtoft VPM Classic Taped 140gms/m ²	1.0 x 50m (50m ²)	6100	+	037	-						
Underlay support tray (10 per pack)	1500mm	6030	+	000	-						
Ventilation Accessories											
Concealed tile ventilator pipe adaptor		6070	+	377	-						
Concealed air vent ridge pipe adaptor		6070	+	111	-						
Flexible pipe 100/100		6070	+	128	-						
Flexible pipe 100/82		6070	+	398	-						

¹ Requires pipe adaptor and flexible pipe for connection to soil or mechanical extraction.

² Requires flexible pipe for connection to soil or mechanical extraction.

Wienerberger Heritage Service can also offer: Decorative Ridges and Finials, Roll-Top Ridges and Inserts, Peg Tiles, Bambino Tiles and historic roof profiles no longer manufactured. These are all available to special order, in a multitude of colours, designs and angles to suit the clients requirements.



COUNTY PANTILE

CLAY

County Pantile combines the visual qualities of a traditional clay pantile, with the enhanced performance of a double interlocking design.



TECHNICAL DATA




Minimum roof pitch	22.5°
Headlap (average)	64mm
Batten spacing at ave. gauge	320mm
Size of tile	384 x 267mm
Covering capacity at max. gauge	14.9 tiles per m ²
Cover width	210mm
Profile depth	67mm
Hanging length	352mm
Quantity per pallet	456
Battens per m ²	3.1 m
Batten size	
Up to 450mm rafter centres	38 x 25mm
Up to 600mm rafter centres	50 x 25mm
Nail size/type for tiles	38 x 3.35mm aluminium ring shank clout head

Unless otherwise stated, data is based on tiles laid at minimum headlap.

Clay tiles are subject to small variations in size because of drying and firing shrinkage in the manufacturing process. Therefore, before deciding on the batten gauge and cover width, the roof tiler should inspect each batch of tiles to ensure that the correct minimum headlap and sidelap are achieved.

Please go to www.roofspec.co.uk to generate your own quantity estimate and roof specification.

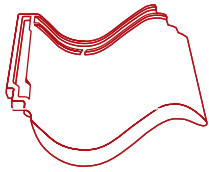
COLOURS



SEE ALSO
NEO PANTILE,
PAGE 56



COUNTY PANTILE CLAY



Min pitch	22.5°
Qty per pallet	456

Code suffix/Colour code

County Pantile	Size/Qty	Code Prefix		Code		Code suffix/Colour code		
						Natural Red	Flanders	Tuscan
Tiles & Fittings								
County Pantile (per 1000)	384 x 267mm	2453	+	4201	+	65	66	69
LH verge tile	456 per pallet	2453	+	4202	+	65	66	69
LH cloaked verge tile	42 per pallet	2453	+	4215	+	65	66	69
RH cloaked verge tile	42 per pallet	2453	+	4216	+	65	66	69
Double dentil slip (per 100)	1150 per pallet	2453	+	93	+	9030	9032	9032
Tile clip	100 per bag	6060	+	187	-			
Eaves clip	100 per bag	6060	+	278	-			
Verge clip	100 per bag	2451	+	428100	-			
Tile nails: aluminium ring shank clout head 38 x 3.35mm	1010 per kg	6060	+	121	-			
Bird comb filler	1m	6030	+	045	-			
Clay Ridges								
Half round ridge 305	305mm / 100 per pallet	2453	+	7750	+	65	66	69
Half round ridge with block end 305	305mm	2453	+	7753	+	65	66	69
Half round ridge with gable stop end 305	305mm	2453	+	77	+	9016	9017	9019
Half round mono ridge 305	305mm / 60 per pallet	2453	+	7756	+	65	66	69
Half round mono ridge with block end LH 305	305mm	2453	+	77	+	9006	9007	9009
Half round mono ridge with block end RH 305	305mm	2453	+	77	+	9010	9011	9013
Third round ridge 305	305mm / 160 per pallet	2453	+	7950	+	65	66	69
Roofing Systems								
Dry Roofing								
Profile Ridge system - Half round 305	2.7m	2452	+	777600	-			
Profile Mono Ridge system - Half round 305	2.7m	2452	+	779001	-			
Ventilation								
Concealed tile ventilator ^{1 2}		6070	-	-	+	592	593	594
Cowl ventilator ³		2453	+	4266	+	65	66	69
Half round clay concealed air vent ridge ²	457mm	2453	+	8371	+	65	66	69
Eaves Ventilation								
Eaves ventilation pack 10mm	6m	6030	+	017	-			
Eaves ventilation pack 25mm	6m	6030	+	018	-			
Top Abutment Ventilation								
Top abutment ventilator (profile)	2.7m	2452	+	429000	-			
Vapour Permeable Membrane								
Sandtoft VPM Classic 20 per pallet	1.0x50m(50m ²)	6100	+	007	-			
Sandtoft VPM Super 20 per pallet	1.5x50m(75m ²)	6100	+	028	-			
Sandtoft VPM Classic Taped 140gms/m ²	1.0x50m(50m ²)	6100	+	037	-			
Underlay support tray (10 per pack)	1500mm	6030	+	000	-			
Ventilation Accessories								
Concealed tile ventilator pipe adaptor		6070	+	377	-			
Concealed air vent ridge pipe adaptor		6070	+	111	-			
Flexible pipe 100/100		6070	+	128	-			
Flexible pipe 100/82		6070	+	398	-			

¹ Supplied as a 2-tile unit.

² Requires pipe adaptor and flexible pipe for connection to soil or mechanical extraction.

³ Requires flexible pipe for connection to soil or mechanical extraction.

Wienerberger Heritage Service can also offer: Decorative Ridges and Finials, Roll-Top Ridges and Inserts, Peg Tiles, Bambino Tiles and historic roof profiles no longer manufactured. These are all available to special order, in a multitude of colours, designs and angles to suit the clients requirements.



NEO[®] PANTILE

CLAY



The Neo pantile is an open gauge interlocking pantile that has been specifically designed to make a clay pantile roof easier and quicker to install.

TECHNICAL DATA


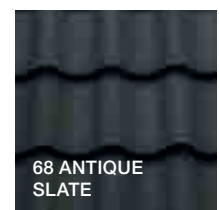


Minimum roof pitch	22.5°
Headlap (minimum)	75mm
Headlap (maximum)	120mm
Batten spacing at max. gauge	309mm
Batten spacing at min. gauge	264mm
Size of tile	384 x 250mm
Covering capacity at max. gauge	14.7 tiles per m ²
Cover width	220mm
Profile depth	69mm
Hanging length	350mm
Quantity per pallet	432
Battens per m ²	3.2 m
Batten size	
Up to 450mm rafter centres	38 x 25mm
Up to 600mm rafter centres	50 x 25mm
Nail size/type for tiles	45 x 3.35mm aluminium ring shank clout head
Nail size/type for metal tile clips	55 x 3.35mm aluminium ring shank clout head
Nail size/type for plastic tile clips	25 x 3.35mm aluminium ring shank clout head

Unless otherwise stated, data is based on tiles laid at minimum headlap.

Clay tiles are subject to small variations in size because of drying and firing shrinkage in the manufacturing process. Therefore, before deciding on the batten gauge and cover width, the roof tiler should inspect each batch of tiles to ensure that the correct minimum headlap and sidelap are achieved.

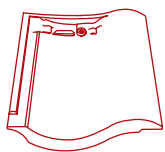
Please go to www.roofspec.co.uk to generate your own quantity estimate and roof specification.

COLOURS



NEO® PANTILE

CLAY



Min pitch	22.5°
Qty per pallet	432

Code suffix/Colour code

Clay Colours

Neo Pantile	Size/Qty	Code Prefix		Code		Natural Red	Flanders	Antique Slate	Tuscan
Tiles & Fittings									
Neo Pantile (per 1000)	384 x 250mm	2453	+	4301	+	65	66	68*	69
LH verge tile	432 per pallet	2453	+	4302	+	65	66	68	69
Double dentil slip (per 100)	1150 per pallet	2453	+	93	+	9030	9032	9031	9032
Tile clip	100 per bag	2451	+	438000	-				
Eaves clip	100 per bag	6060	+	4236	-				
Verge clip	100 per bag	2451	+	438100	-				
Plastic Push Clips		6060	+	194	-				
Tile nails: aluminium ring shank clout head 45 x 3.35mm	850 per kg	6060	+	122	-				
Clip nails: aluminium ring shank clout head 55 x 3.35mm	710 per kg	6060	+	124	-				
Bird comb filler	1m	6030	+	045	-				
Clay Ridges (for Duracoat® and other ridge profiles see page 56)									
Half round ridge 305	305mm / 100 per pallet	2453	+	7750	+	65	66	68	69
Half round ridge with block end 305	305mm	2453	+	7753	+	65	66	68	69
Half round ridge with gable stop end 305	305mm	2453	+	77	+	9016	9017	9018	9019
Half round mono ridge 305	305mm / 60 per pallet	2453	+	7756	+	65	66	68	69
Half round mono ridge with block end LH 305	305mm	2453	+	77	+	9006	9007	9008	9009
Half round mono ridge with block end RH 305	305mm	2453	+	77	+	9010	9011	9012	9013
Third round ridge 305	305mm / 160 per pallet	2453	+	7950	+	65	66	68	69
Third round starter ridge 305	305mm	2453	+	7963	+	65	66	68	69
Roofing Systems									
Dry Roofing (to suit clay ridge)									
Profile Ridge system - Half round 305	2.7m	2452	+	779030	-				
Roll Ridge system - Half round 305	5m	2452	+	777500	-				
Profile Mono Ridge system - Half round 305	2.7m	2452	+	779029	-				
Roll Hip system - Third round 305 (excl. hip tray)	5m	2452	+	867700	-				
Hip tray	1m	6000	+	112	-				
Multiverge System ⁴									
Multiverge unit LH	42 per box	6040	-	-	+	039	040	071	041
Multiverge unit RH	42 per box	6040	-	-	+	045	046	072	047
Multiverge eaves closure unit (suits LH and RH verges)	1000 per box	6040	-	-	+	048	048	031	031
Multiverge ridge closure comb (for use with ridge block end)		6040	+	035	-				
Ventilation									
Concealed tile ventilator ^{1 2}		6070	-	-	+	620	618	619	236
Concealed tile ventilator with pipe adaptor ^{1 3}		2453	+	4368	+				69
Cowl ventilator ³		2453	+	4366	+	65	66	68	69
Half round clay concealed air vent ridge ²	457mm	2453	+	8371	+	65	66	68	69
Eaves Ventilation									
Eaves ventilation pack 10mm	6m	6030	+	017	-				
Eaves ventilation pack 25mm	6m	6030	+	018	-				
Top Abutment Ventilation									
Top abutment ventilator (profile)	2.7m	2452	+	439000	-				
Vapour Permeable Membrane									
Sandtoft VPM Classic 20 per pallet	1.0 x 50m (50m ²)	6100	+	007	-				
Sandtoft VPM Super 20 per pallet	1.5 x 50m (75m ²)	6100	+	028	-				
Sandtoft VPM Classic Taped 140gms/m ²	1.0 x 50m (50m ²)	6100	+	037	-				
Underlay support tray (10 per pack)	1500mm	6030	+	000	-				
Ventilation Accessories									
Concealed tile ventilator pipe adaptor		6070	+	377	-				
Concealed air vent ridge pipe adaptor		6070	+	111	-				
Flexible pipe 100/100		6070	+	128	-				
Flexible pipe 100/82		6070	+	398	-				

¹ Supplied as a 2-tile unit.

² Requires pipe adaptor and flexible pipe for connection to soil or mechanical extraction.

³ Requires flexible pipe for connection to soil or mechanical extraction.

⁴ Use a HR ridge with block end to finish the Multiverge at the ridge.

Wienerberger Heritage Service can also offer: Decorative Ridges & Finials, Roll-Top Ridges & Inserts, Peg Tiles, Bambino Tiles and historic roof profiles no longer manufactured. These are all available to special order, in a multitude of colours, designs and angles to suit the clients requirements.



OLD ENGLISH® PANTILE CLAY



A traditional clay pantile offering beauty by design. This classic shape, with its carefully proportioned profile, creates a long lasting, beautiful roof.

TECHNICAL DATA

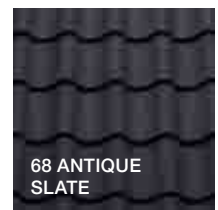


Minimum roof pitch	30°
Headlap (minimum)	72mm
Batten spacing at max. gauge	270mm
Size of tile	342 x 252mm
Covering capacity at max. gauge	17.6 tiles per m ²
Cover width	210mm
Profile depth	69mm
Hanging length	308mm
Quantity per pallet	504
Battens per m ²	3.7 m
Batten size	
Up to 450mm rafter centres	38 x 25mm
Up to 600mm rafter centres	50 x 25mm
Nail size/type for tiles	50 x 3.35mm aluminium ring shank clout head

Unless otherwise stated, data is based on tiles laid at minimum headlap.

Clay tiles are subject to small variations in size because of drying and firing shrinkage in the manufacturing process. Therefore, before deciding on the batten gauge and cover width, the roof tiler should inspect each batch of tiles to ensure that the correct minimum headlap and sidelap are achieved.


Please go to www.roofspec.co.uk to generate your own quantity estimate and roof specification.

COLOURS



OLD ENGLISH® PANTILE

CLAY



Min pitch	30°
Qty per pallet	504

Code suffix/Colour code

Old English Pantile	Size/Qty	Code Prefix		Code		Code suffix/Colour code		
						Natural Red	Flanders	Antique Slate
Tiles & Fittings								
Old English pantile (per 1000)	342 x 252mm	2453	+	4101	+	65	66	68*
LH verge tile	228 per pallet	2453	+	4102	+	65	66	68
Double dentil slip (per 100)	1150 per pallet	2453	+	93	+	9030	9032	9031
Tile clip	100 per bag	6060	+	275	-			
Verge clip	100 per bag	2451	+	418100	-			
Tile nails: aluminium ring shank clout head 50 x 3.35mm	775 per kg	6060	+	123	-			
Clay Ridges								
Half round ridge 305	305mm / 100 per pallet	2453	+	7750	+	65	66	68
Half round mono ridge 305	305mm / 60 per pallet	2453	+	7756	+	65	66	68
Third round hip ridge 305	305mm / 160 per pallet	2453	+	7950	+	65	66	68
Ventilation								
Concealed tile ventilator ¹		6070	-	-	+	237	238	239
Concealed tile ventilator with pipe adaptor ²		2453	+	4168	+	65	66	68
Cowl ventilator ²		2453	+	4166	+	65	66	68
Half round clay concealed air vent ridge ¹	457mm	2453	+	8371	+	65	66	68
Eaves Ventilation								
Eaves ventilation pack 10mm	6m	6030	+	017	-			
Eaves ventilation pack 25mm	6m	6030	+	018	-			
Vapour Permeable Membrane								
Sandtoft VPM Classic 20 per pallet	1.0x50m (50m ²)	6100	+	007	-			
Sandtoft VPM Super 20 per pallet	1.5x50m (75m ²)	6100	+	028	-			
Sandtoft VPM Classic Taped 140gms/m ²	1.0x50m (50m ²)	6100	+	037	-			
Underlay support tray (10 per pack)	1500mm	6030	+	000	-			
Ventilation Accessories								
Concealed tile ventilator pipe adaptor		6070	+	377	-			
Concealed air vent ridge pipe adaptor		6070	+	111	-			
Flexible pipe 100/100		6070	+	128	-			
Flexible pipe 100/82		6070	+	398	-			

¹ Requires pipe adaptor and flexible pipe for connection to soil or mechanical extraction.

² Requires flexible pipe for connection to soil or mechanical extraction.

Wienerberger Heritage Service can also offer: Decorative Ridges and Finials, Roll-Top Ridges and Inserts, Peg Tiles, Bambino Tiles and historic roof profiles no longer manufactured. These are all available to special order, in a multitude of colours, designs and angles to suit the clients requirements.



ARCADIA[®] RECLAIMED PANTILE CLAY



The Arcadia pantile provides the look of an aged pantile from the day it is installed on the roof. It replicates the charm and character of reclaimed pantiles from new.

TECHNICAL DATA


Minimum roof pitch	30°
Headlap (minimum)	72mm
Batten spacing at max. gauge	270mm
Size of tile	342 x 252mm
Covering capacity at max. gauge	17.6 tiles per m ²
Cover width	210mm
Profile depth	69mm
Hanging length	308mm
Quantity per pallet	504
Battens per m ²	3.7 m
Batten size	
Up to 450mm rafter centres	38 x 25mm
Up to 600mm rafter centres	50 x 25mm
Nail size/type for tiles	50 x 3.35mm aluminium ring shank clout head

Unless otherwise stated, data is based on tiles laid at minimum headlap.

Clay tiles are subject to small variations in size because of drying and firing shrinkage in the manufacturing process. Therefore, before deciding on the batten gauge and cover width, the roof tiler should inspect each batch of tiles to ensure that the correct minimum headlap and sidelap are achieved.

Please go to www.roofspec.co.uk to generate your own quantity estimate and roof specification.

COLOURS



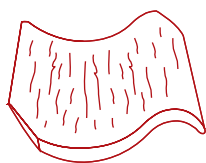
70 RECLAIMED

SEE ALSO
VILLAGE
PLAIN TILE
FOR FITTINGS,
PAGE 38



ARCADIA® PANTILE

CLAY



Min pitch	30°
Qty per pallet	504

Code suffix/Colour code

Arcadia Pantile	Size/Qty	Code Prefix		Code		Reclaimed	Tuscan
Tiles & Fittings							
Arcadia pantile (per 1000)	342 x 252mm	2453	+	4001	+	70	
Double dentil slip (per 100)	1150 per pallet	2453	+	93	+		9032
Tile clip	100 per bag	6060	+	115	-		
LH Verge clip	100 per bag	2451	+	408101	-		
RH Verge clip	100 per bag	2451	+	408100	-		
Tile nails: aluminium ring shank clout head 50 x 3.35mm	775 per kg	6060	+	123	-		
Clay Ridges							
Half round ridge 305	305mm / 100 per pallet	2453	+	7750	+		69
Half round mono ridge 305	305mm / 60 per pallet	2453	+	7756	+		69
Third round hip ridge 305	305mm / 160 per pallet	2453	+	7950	+		69
Ventilation							
Concealed tile ventilator ¹		6070	-	-	+	591	
Cowl ventilator ²		2453	+	4066	+	70	
Half round clay concealed air vent ridge ¹	457mm	2453	+	8371	+		69
Eaves Ventilation							
Eaves ventilation pack 10mm	6m	6030	+	017	-		
Eaves ventilation pack 25mm	6m	6030	+	018	-		
Vapour Permeable Membrane							
Sandtoft VPM Classic 20 per pallet	1.0 x 50m (50m ²)	6100	+	007	-		
Sandtoft VPM Super 20 per pallet	1.5 x 50m (75m ²)	6100	+	028	-		
Sandtoft VPM Classic Taped 140gms/m ²	1.0 x 50m (50m ²)	6100	+	037	-		
Underlay support tray (10 per pack)	1500mm	6030	+	000	-		
Ventilation Accessories							
Concealed tile ventilator pipe adaptor		6070	+	377	-		
Concealed air vent ridge pipe adaptor		6070	+	111	-		
Flexible pipe 100/100		6070	+	128	-		
Flexible pipe 100/82		6070	+	398	-		

¹ Requires pipe adaptor and flexible pipe for connection to soil or mechanical extraction.

² Requires flexible pipe for connection to soil or mechanical extraction.

Wienerberger Heritage Service can also offer: Decorative Ridges and Finials, Roll-Top Ridges and Inserts, Peg Tiles, Bambino Tiles and historic roof profiles no longer manufactured. These are all available to special order, in a multitude of colours, designs and angles to suit the clients requirements.



GREENWOOD HANDMADE PANTILE CLAY


A traditional handmade clay pantile made using long established techniques. The Greenwood will weather to a mature appearance and is perfect for conservation projects.



TECHNICAL DATA

Minimum roof pitch	30°
Headlap (minimum)	75mm
Batten spacing at max. gauge	267mm
Size of tile	342 x 248mm
Covering capacity at max. gauge	17.0 tiles per m ²
Cover width	220mm
Profile depth	69mm
Hanging length	308mm
Quantity per pallet	216
Battens per m ²	3.7 m
Batten size	
Up to 450mm rafter centres	38 x 25mm
Up to 600mm rafter centres	50 x 25mm
Nail size/type for tiles	50 x 3.35mm aluminium ring shank clout head

COLOURS



65 NATURAL RED

Unless otherwise stated, data is based on tiles laid at minimum headlap.


Clay tiles are subject to small variations in size because of drying and firing shrinkage in the manufacturing process. Therefore, before deciding on the batten gauge and cover width, the roof tiler should inspect each batch of tiles to ensure that the correct minimum headlap and sidelap are achieved.

Please go to www.roofspec.co.uk to generate your own quantity estimate and roof specification.



GREENWOOD HANDMADE PANTILE

CLAY



Min pitch	30°
Qty per pallet	216

Code suffix/Colour code

Natural
Red

Greenwood Handmade Pantile	Size/Qty	Code Prefix		Code		Natural Red
Tiles & Fittings						
Greenwood pantile (per 1000)	342 x 248mm	2453	+	4401	+	65
LH verge tile		2453	+	4402	+	65
Double dentil slip (per 100)	1150 per pallet	2453	+	93	+	9030
Tile clip (100 per bag)		6060	+	114	-	
Verge clip (100 per bag)		2451	+	448100	-	
Tile nails: aluminium ring shank clout head 50 x 3.35mm	775 per kg	6060	+	123	-	
Clay Ridges						
Half round ridge 305	305mm / 100 per pallet	2453	+	7750	+	65
Half round mono ridge 305	305mm / 60 per pallet	2453	+	7756	+	65
Third round ridge 305	305mm / 160 per pallet	2453	+	7950	+	65
Ventilation						
Concealed tile ventilator ¹		6070	+	402	+	-
Concealed tile ventilator with pipe adaptor ²		2453	+	4468	+	65
Cowl ventilator ²		2453	+	4466	+	65
Half round clay concealed air vent ridge ¹	457mm	2453	+	8371	+	65
Eaves Ventilation						
Eaves ventilation pack 10mm	6m	6030	+	017	-	
Eaves ventilation pack 25mm	6m	6030	+	018	-	
Vapour Permeable Membrane						
Sandtoft VPM Classic 20 per pallet	1.0 x 50m (50m ²)	6100	+	007	-	
Sandtoft VPM Super 20 per pallet	1.5 x 50m (75m ²)	6100	+	028	-	
Sandtoft VPM Classic Taped 140gms/m ²	1.0 x 50m (50m ²)	6100	+	037	-	
Underlay support tray (10 per pack)	1500mm	6030	+	000	-	
Ventilation Accessories						
Concealed tile ventilator pipe adaptor		6070	+	402	-	
Concealed air vent ridge pipe adaptor		6070	+	111	-	
Flexible pipe 100/100		6070	+	128	-	
Flexible pipe 100/82		6070	+	398	-	

¹ Requires pipe adaptor and flexible pipe for connection to soil or mechanical extraction.

² Requires flexible pipe for connection to soil or mechanical extraction.

Wienerberger Heritage Service can also offer: Decorative Ridges and Finials, Roll-Top Ridges and Inserts, Peg Tiles, Bambino Tiles and historic roof profiles no longer manufactured. These are all available to special order, in a multitude of colours, designs and angles to suit the clients requirements.



301 SMOOTH PLAIN TILE

CLAY


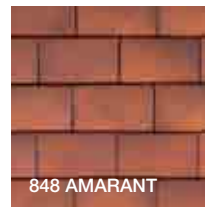
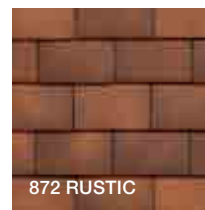
A traditional clay plain tile that gives complete design flexibility, perfect for adding character to any roof and wall.



TECHNICAL DATA

	ROOF	VERTICAL
Minimum roof pitch	35°	75°
Headlap (minimum)	65mm	38mm
Batten spacing at max. gauge	102.5mm	116mm
Size of tile	270 x 170mm	270 x 170mm
Covering capacity at max. gauge	57.4 tiles per m ²	50.7 tiles per m ²
Cover width	170mm	170mm
Profile depth	12mm	12mm
Hanging length	254mm	254mm
Quantity per pallet	1152	1152
Battens per m ²	9.8 m	8.7 m
Batten size - up to 450mm rafter centres	38 x 25mm	38 x 25mm
Batten size - up to 600mm after centres	38 x 25mm	38 x 25mm
Nail size/type for tiles	38 x 3.35mm aluminium ring shank clout head	

COLOURS



Unless otherwise stated, data is based on tiles laid at minimum headlap.

Clay tiles are subject to small variations in size because of drying and firing shrinkage in the manufacturing process. Therefore, before deciding on the batten gauge and cover width, the roof tiler should inspect each batch of tiles to ensure that the correct minimum headlap and sidelap are achieved.


For a copy of A Guide to Plain Tiling – Including Vertical Tiling, by the Roof Tile Association, visit www.clayroof.co.uk.

Please go to www.roofspec.co.uk to generate your own quantity estimate and roof specification.



301 SMOOTH PLAIN TILE

CLAY



Smooth Finish

Min pitch	35°
Qty per pallet	1152

Code suffix/Colour code

301 Smooth Plain Tile	Size/Qty	Code Prefix		Code		Amarant	Natural Red	Rustic	Toscana
Tiles & Fittings									
Plain tile 301 (per 1000)	270 x 170mm	1286	-	-	+	4402	4400	4401	4404
Eaves/tops tile	768 per pallet	1286	-	-	+	0313	0307	0314	0315
Tile-and-a-half tile	576 per pallet	1286	-	-	+	0302	0295	0303	0304
Hip tile 45°	200 per pallet	1286	-	-	+	0128	0122	0129	0130
Valley tile 45°	200 per pallet	1286	-	-	+	0066	0060	0067	0068
External angle LH - 90°	250 per pallet	1286	-	-	+	0416	0410	0417	0418
External angle RH - 90°	250 per pallet	1286	-	-	+	0427	0421	0428	0429
Feature tile (club)	288 per pallet	1286	-	-	+	0324	0318	0325	0326
Tile nails: aluminium ring shank clout head 38 x 3.35mm	1010 per kg	6060	+	121	-				
Clay Ridges									
Half round ridge 325	325mm / 220 per pallet	1284	-	-	+	0618	0595	0622	0626
Ventilation									
InvisiVent ¹		2455	-	-	+	309002	309004	309001	309003
Eaves Ventilation									
Eaves ventilation pack 10mm	6m	6030	+	017	-				
Eaves ventilation pack 25mm	6m	6030	+	018	-				
Top Abutment Ventilation									
Top Abutment Ventilator	2.7m	2452	+	939001	-				
Vapour Permeable Membrane									
Sandtoft VPM Classic 20 per pallet	1.0 x 50m (50m ²)	6100	+	007	-				
Sandtoft VPM Super 20 per pallet	1.5 x 50m (75m ²)	6100	+	028	-				
Sandtoft VPM Classic Taped 140gms/m ²	1.0 x 50m (50m ²)	6100	+	037	-				
Underlay support tray (10 per pack)	1500mm	6030	+	000	-				
Ventilation Accessories									
Invisivent pipe adaptor		6070	+	112	-				
Flexible pipe 100/100		6070	+	128	-				
Flexible pipe 100/82		6070	+	398	-				

¹ Requires pipe adaptor and flexible pipe for connection to soil or mechanical extraction.

Wienerberger Heritage Service can also offer: Decorative Ridges and Finials, Roll-Top Ridges and Inserts, Peg Tiles, Bambino Tiles and historic roof profiles no longer manufactured. These are all available to special order, in a multitude of colours, designs and angles to suit the clients requirements.



303 SANDED PLAIN TILE

CLAY

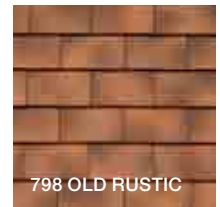
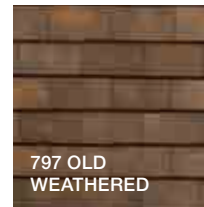
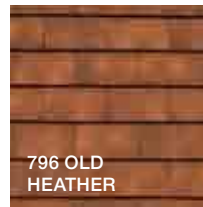
A traditional clay plain tile with a sanded finish, available in a choice of three colours.



TECHNICAL DATA

	ROOF	VERTICAL
Minimum roof pitch	35°	75°
Headlap (minimum)	65mm	38mm
Batten spacing at max. gauge	102.5mm	116mm
Size of tile	270 x 170mm	270 x 170mm
Covering capacity at max. gauge	57.4 tiles per m ²	50.7 tiles per m ²
Cover width	170mm	170mm
Profile depth	12mm	12mm
Hanging length	254mm	254mm
Quantity per pallet	1152	1152
Battens per m ²	9.8 m	8.7 m
Batten size - up to 600mm rafter centres	38 x 25mm	38 x 25mm
Nail size/type for tiles	38 x 3.35mm aluminium ring shank clout head	

COLOURS



Unless otherwise stated, data is based on tiles laid at minimum headlap.

Clay tiles are subject to small variations in size because of drying and firing shrinkage in the manufacturing process. Therefore, before deciding on the batten gauge and cover width, the roof tiler should inspect each batch of tiles to ensure that the correct minimum headlap and sidelap are achieved.


Please go to www.roofspec.co.uk to generate your own quantity estimate and roof specification.

For a copy of A Guide to Plain Tiling – Including Vertical Tiling, by the Roof Tile Association, visit www.clayroof.co.uk.



303 SANDED PLAIN TILE

CLAY



Sanded Finish

Min pitch	35°
Qty per pallet	1152

Code suffix/Colour code

303 Sanded Plain Tile	Size/Qty	Code Prefix		Code		Code suffix/Colour code		
						Old Heather	Old Rustic	Old Weathered
Tiles & Fittings								
Plain tile 303 (per 1000)	270 x 170mm	1286	-	-	+	4528	4529	4530
Eaves/tops tile	768 per pallet	1286	-	-	+	0774	0778	1004
Tile-and-a-half tile	576 per pallet	1286	-	-	+	0773	0777	1003
Hip tile 45°	200 per pallet	1286	-	-	+	0767	0769	1006
Valley tile 45°	200 per pallet	1286	-	-	+	0764	0766	1005
External angle LH - 90°	165 per pallet	1286	-	-	+	0896	0897	1001
External angle RH - 90°	165 per pallet	1286	-	-	+	0899	0900	1002
Feature tile (club)	288 per pallet	1286	-	-	+	0931	0932	1020
Tile nails: aluminium ring shank clout head 38 x 3.35mm	1010 per kg	6060	+	121	-			
Clay Ridges								
Half round ridge 325	325mm / 210 per pallet	1284	-	-	+	9827	9829	2249
Ventilation								
InvisiVent ¹		2455	+	31	+	9002	9001	9000
Eaves Ventilation								
Eaves ventilation pack 10mm	6m	6030	+	017	-			
Eaves ventilation pack 25mm	6m	6030	+	018	-			
Top Abutment Ventilation								
Top Abutment Ventilator	2.7m	2452	+	939001	-			
Vapour Permeable Membrane								
Sandtoft VPM Classic 20 per pallet	1.0 x 50m (50m ²)	6100	+	007	-			
Sandtoft VPM Super 20 per pallet	1.5 x 50m (75m ²)	6100	+	028	-			
Sandtoft VPM Classic Taped 140gms/m ²	1.0 x 50m (50m ²)	6100	+	037	-			
Underlay support tray (10 per pack)	1500mm	6030	+	000	-			
Ventilation Accessories								
Invisivent pipe adaptor		6070	+	112	-			
Flexible pipe 100/100		6070	+	128	-			
Flexible pipe 100/82		6070	+	398	-			

¹ Requires pipe adaptor and flexible pipe for connection to soil or mechanical extraction.

Wienerberger Heritage Service can also offer: Decorative Ridges and Finials, Roll-Top Ridges and Inserts, Peg Tiles, Bambino Tiles and historic roof profiles no longer manufactured. These are all available to special order, in a multitude of colours, designs and angles to suit the clients requirements.



VAUBAN PLAIN TILE

CLAY



The Vauban is a New Generation interlocking clay plain tile that gives a clean contemporary look, and can perform down to pitches as low as 22.5°. The Vauban has also been designed to perform as a vertical cladding solution.

TECHNICAL DATA

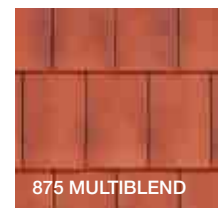
Minimum roof pitch*	22.5 °
Headlap (minimum)	93mm
Headlap (maximum)	108mm
Batten spacing at max. gauge	273mm
Batten spacing at min. gauge	258mm
Size of tile	366 x 202mm
Covering capacity at max. gauge	21.8 tiles per m ²
Cover width	168mm
Profile depth	20mm
Hanging length	326mm
Quantity per pallet	350
Battens per m ²	3.7 m
Batten size	
Up to 450mm rafter centres	38 x 25mm
Up to 600mm rafter centres	50 x 25mm
Nail size/type for tiles	50 x 3.35mm aluminium ring shank clout head
Nail size/type for metal tile clips	55 x 3.35mm aluminium ring shank clout head

Unless otherwise stated, data is based on tiles laid at minimum headlap.

Clay tiles are subject to small variations in size because of drying and firing shrinkage in the manufacturing process. Therefore, before deciding on the batten gauge and cover width, the roof tiler should inspect each batch of tiles to ensure that the correct minimum headlap and sidelap are achieved.

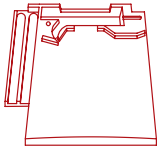
Please go to www.roofspec.co.uk to generate your own quantity estimate and roof specification.

COLOURS



VAUBAN INTERLOCKING PLAIN TILE

CLAY



Smooth Finish

Min pitch*	22.5°
Qty per pallet	350

Code suffix/Colour code

Clay Colours			Duracoat® Colours		
Natural Red	Multiblend	Slate Engobe	Natural Red	Antique Slate	Red Multi

Vauban Interlocking Plain Tile	Size/Qty	Code Prefix		Code		Natural Red	Multiblend	Slate Engobe	Natural Red	Antique Slate	Red Multi
Tiles & Fittings											
Vauban tile (per 1000)	366 x 202mm	1428	+	07	+	69	75	71*			
Eaves tile	180 per pallet	1428	-	-	+	1210	1209	1208			
LH verge tile	180 per pallet	1428	-	-	+	0230	0401	0400			
Tile-and-a-half tile LH	120 per pallet	1428	-	-	+	0236	0406	0405			
Tile-and-a-half tile RH	120 per pallet	1428	-	-	+	0243	0411	0410			
Tile clip	100 per bag	2451	+	698000	-						
Eaves clip	100 per bag	2451	+	698200	-						
Verge clip	100 per bag	6060	+	288	-						
Tile nails: aluminium ring shank clout head 50 x 3.35mm	775 per kg	6060	+	129	-						
Clip nails: aluminium ring shank clout head 55 x 3.35mm	710 per kg	6060	+	124	-						
Duracoat® Ridges											
Half round Duracoat® ridge	457mm / 96 per pallet	2452	+	8350	+				35	38	36
Half round Duracoat® security ridge	457mm / 96 per pallet	2452	+	8355	+				35	38	36
Half round Duracoat® ridge with block end	457mm	2452	+	8353	+				35	38	36
Half round Duracoat® ridge with gable stop end	457mm	2452	+	83	+				9041	9042	9040
Half round Duracoat® mono ridge	457mm / 40 per pallet	2451	+	8356	+				35	38	36
Half round Duracoat® mono ridge with block end LH	457mm	2451	+	83	+				9035	9036	9041
Half round Duracoat® mono ridge with block end RH	457mm	2451	+	83	+				9038	9039	9042
Segmental Duracoat® ridge	457mm / 140 per pallet	2452	+	8550	+				35	38	36
Segmental Duracoat® hip starter ridge	370mm	2452	+	8563	+				35	38	36
Roofing Systems											
Dry Roofing (to suit Duracoat® ridge)											
Profile Ridge system - Half round 457	2.7m	2452	+	839075	-						
Roll Ridge system - Half round 457	5m	2452	+	837500	-						
Profile Mono Ridge system - Half round 457	2.7m	2452	+	839074	-						
Roll Hip system - Segmental 457 (excl. hip tray)	5m	2452	+	857700	-						
Hip tray	1m	6000	+	112	-						
Dry Verge System											
Continuous dry verge	3m	6040	-	-	+	034	034	033			
Verge Connector	each	6040	-	-	+	051	051	050			
Eaves stop end	each	6040	-	-	+	013	013	012			
Side Abutment											
LH Abutment soaker medium format TLE	each	6000	+	161	-						
RH Abutment soaker medium format TLE	each	6000	+	164	-						
Ventilation											
Concealed tile ventilator ¹		6070	-	-	+	614	616	615			
Half round Duracoat® concealed air vent ridge ²	457mm	2452	+	83	+				9029	9030	7136
Eaves Ventilation											
Eaves ventilation pack 10mm	6m	6030	+	017	-						
Eaves ventilation pack 25mm	6m	6030	+	018	-						
Vapour Permeable Membrane											
Sandtoft VPM Classic 20 per pallet	1.0x50m(50m ²)	6100	+	007	-						
Sandtoft VPM Super 20 per pallet	1.5x50m(75m ²)	6100	+	028	-						
Sandtoft VPM Classic Taped 140gms/m ²	1.0x50m(50m ²)	6100	+	037	-						
Underlay support tray (10 per pack)	1500mm	6030	+	000	-						
Top Abutment Ventilation											
Top Abutment Ventilator	2.7m	2452	+	939001	-						
Ventilation Accessories											
Concealed tile ventilator pipe adaptor		6070	+	377	-						
Concealed air vent ridge pipe adaptor		6070	+	111	-						
Flexible pipe 100/100		6070	+	128	-						
Flexible pipe 100/82		6070	+	398	-						

¹ Requires pipe adaptor and flexible pipe for connection to soil or mechanical extraction.

² Requires flexible pipe for connection to soil or mechanical extraction.

* Refer to full technical specification for minimum pitch.

Wienerberger Heritage Service can also offer: Decorative Ridges and Finials, Roll-Top Ridges and Inserts, Peg Tiles, Bambino Tiles and historic roof profiles no longer manufactured. These are all available to special order, in a multitude of colours, designs and angles to suit the clients requirements.



ACTUA CLAY

Contemporary, large format, flat interlocking tile which has been designed to perform down to 22.5° and also as a vertical cladding solution.



TECHNICAL DATA

Minimum roof pitch	22.5°
Headlap (minimum)	102mm
Headlap (maximum)	162mm
Batten spacing at max. gauge	370mm
Batten spacing at min. gauge	310mm
Size of tile	472 x 303mm
Covering capacity at max. gauge	10.5 tiles per m ²
Cover width	261mm
Profile depth	31mm
Hanging length	440mm
Quantity per pallet	240
Battens per m ²	2.7 m
Batten size - up to 450mm rafter centres	38 x 25mm
Batten size - up to 600mm rafter centres	50 x 25mm
Nail size/type for tiles	55 x 3.35mm aluminium ring shank clout head
Nail size/type for tile clips	Integrated with clip

Unless otherwise stated, data is based on tiles laid at minimum headlap.

Clay tiles are subject to small variations in size because of drying and firing shrinkage in the manufacturing process. Therefore, before deciding on the batten gauge and cover width, the roof tiler should inspect each batch of tiles to ensure that the correct minimum headlap and sidelap are achieved.

Please go to www.roofspec.co.uk to generate your own quantity estimate and roof specification.

COLOURS

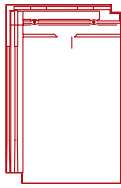


* Lead times may apply.



ACTUA FLAT TILE

CLAY



Smooth Finish

Min pitch*	22.5°
Qty per pallet	240

Code suffix/Colour code

Actua Flat Tile	Size/Qty	Code Prefix		Code	Code suffix/Colour code							
					Brown	Burgundy	Grey	Multiblend	Natural Red	Slate Engobe		
Tiles & Fittings												
Actua tile (per 1000)	472 x 303mm	1428	+	-	-	0090	0096	0094	0095	0089	0093*	
LH verge tile	120 per pallet	1428	+	-	-	0472	0474	0829	0475	0471	0473	
LH verge half tile	180 per pallet	1428	+	-	-	0468	0853	0835	0470	0467	0469	
RH verge half tile	180 per pallet	1428	+	-	-	0126	0465	0129	0130	0125	0128	
Tile clip	100 per bag	6060	+	277	-							
Eaves clip	100 per bag	6060	+	233	-							
Verge clip	100 per bag	6060	+	133	-							
Tile nails: aluminium ring shank clout head 55 x 3.35mm	710 per kg	6060	+	124	-							

	Size/Qty	Code Prefix		Code								Red Multi	Natural Red	Antique Slate
Duracoat® Ridges														
Legged angle Duracoat® ridge	457mm / 96 per pallet	2452	+	8450	-							36	35	38
Legged angle Duracoat® security ridge	457mm / 96 per pallet	2452	+	8455	-							36	35	38
Legged angle Duracoat® ridge with block end	457mm	2453	+	8453	-							36	35	38
Legged angle Duracoat® ridge with gable stop end	457mm	2452	+	84	-							9030	9032	9033
Legged angle Duracoat® mono ridge	457mm / 96 per pallet	2451	+	8456	-							36	35	38
Legged angle Duracoat® mono ridge with block end LH	457mm	2451	+	84	-							36	35	38
Legged angle Duracoat® mono ridge with block end RH	457mm	2451	+	84	-							9031	9025	9026
Legged angle Duracoat® hip starter ridge	370mm	2452	+	8463	-							39	35	36
Dry Verge System						Brown	Black	Red						
Deep profile continuous dry verge	3m	6040	-	-	+	065	065	055	055	059	059			
Verge connector	each	6040	-	-	+	067	067	056	060	060	056			
Eaves stop end	each	6040	-	-	+	066	066	057	061	061	057			
Roofing Systems														
Dry Roofing														
Profile ridge system - legged angle 457mm	2.7m	2452	+	847600	-									
Roll Ridge system - legged angle 457mm	5m	2452	+	847500	-									
Profile mono ridge system - legged angle 457mm	2.7m	2452	+	849053	-									
Roll hip system - legged angle 457mm (excl hip tray)	5m	2452	+	847700	-									
Hip tray	1m	6000	+	112	-									
Ventilation														
Concealed tile ventilator ¹		6070	-	-	+	583 [^]						581	584 [^]	582
Legged angle Duracoat® concealed air vent ridge ¹	457mm	2451	+	8471	+							36	35	38
Eaves Ventilation														
Eaves ventilation pack 10mm	6m	6030	+	017	-									
Eaves ventilation pack 25mm	6m	6030	+	018	-									
Top Abutment Ventilation														
Top Abutment Ventilator	2.7m	2452	+	939000	-									
Vapour Permeable Membrane														
Sandtoft VPM Classic 20 per pallet	1.0 x 50m (50m ²)	6100	+	007	-									
Sandtoft VPM Super 20 per pallet	1.5 x 50m (75m ²)	6100	+	028	-									
Sandtoft VPM Classic Taped 140gms/m ²	1.0 x 50m (50m ²)	6100	+	037	-									
Underlay support tray (10 per pack)	1500mm	6030	+	000	-									
Ventilation Accessories														
Concealed tile ventilator pipe adaptor		6070	+	377	-									
Flexible Pipe 100/100		6070	+	128	-									
Flexible pipe 100/82		6070	+	398	-									

¹ Requires pipe adaptor and flexible pipe for connection to soil or mechanical extraction.

* Refer to full technical specification for minimum pitch.

[^] Price on application.

Wienerberger Heritage Service can also offer: Decorative Ridges and Finials, Roll-Top Ridges and Inserts, Peg Tiles, Bambino Tiles and historic roof profiles no longer manufactured. These are all available to special order, in a multitude of colours, designs and angles to suit the clients requirements.



MODULA® DOUBLE ROMAN CLAY



The Modula clay double roman is a New Generation clay tile that brings the ease and speed of installation of a concrete tile, while offering the aesthetics that only natural clay can bring.

TECHNICAL DATA

Minimum roof pitch	17.5°† at 100mm headlap 22.5° at 75mm headlap
Headlap (minimum)	75mm
Headlap (maximum)	120mm
Batten spacing at max. gauge	370mm
Batten spacing at min. gauge	325mm
Size of tile	445 x 330mm
Covering capacity at max. gauge	9.7 tiles per m ² at 100mm headlap 9.0 tiles per m ² at 75mm headlap
Cover width	300mm
Profile depth	54mm
Hanging length	416mm
Quantity per pallet	240
Battens per m ²	2.9 m at 100mm headlap 2.7 m at 75mm headlap
Batten size	
up to 450mm rafter centres	38 x 25mm
up to 600mm rafter centres	50 x 25mm
Nail size/type for tiles	45 x 3.35mm aluminium ring shank clout head
Nail size/type for tile clips	Integrated with clip

Unless otherwise stated, data is based on tiles laid at minimum headlap.

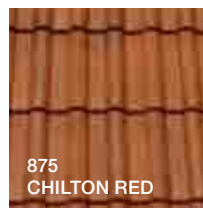
Clay tiles are subject to small variations in size because of drying and firing shrinkage in the manufacturing process. Therefore, before deciding on the batten gauge and cover width, the roof tiler should inspect each batch of tiles to ensure that the correct minimum headlap and sidelap are achieved.

†For projects where the rafters are below 22.5° the roof substructure must be installed in accordance with our Low Pitch Installation Guide available at www.wienerberger.co.uk. Please contact Technical Services for further information. Concealed tile ventilators must not be used on roof pitches below 22.5°. A low pitch version is available.

Rafter length restrictions apply at minimum roof pitch.

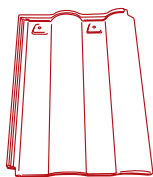
Please go to www.roofspec.co.uk to generate your own quantity estimate and roof specification.

COLOURS



MODULA® DOUBLE ROMAN TILE

CLAY



Min pitch*	17.5°
Qty per pallet	240

Code suffix/Colour code

Clay Colours		Duracoat® Colours	
Natural Red	Chilton Red	Natural Red	Red Multi

Modula Double Roman Tile	Size/Qty	Code Prefix						
Tiles & Fittings								
Modula (per 1000)	445 x 330mm	1175	+	-	-	3400	3600	
LH verge tile	120 per pallet	1174	+	-	-	3416	3616	
Half tile	180 per pallet	1174	+	-	-	3414	3614	
Cloaked verge tile LH	40 per pallet	1174	-	-	+	3405	3605	
Cloaked verge tile RH	40 per pallet	1174	-	-	+	3406	3606	
Tile clip	100 per bag	6060	+	208	-			
Eaves clip	100 per bag	6060	+	235	-			
Verge clip	100 per bag	6060	+	276	-			
Tile nails: aluminium ring shank clout head 45 x 3.35mm	850 per kg	6060	+	122	-			
Stormfix clips (per 100)		6060	+	225	-			
Duracoat® Ridges								
Half round Duracoat® ridge	457mm / 96 per pallet	2452	+	8350	+			35 36
Half round Duracoat® security ridge	457mm / 96 per pallet	2452	+	8355	+			35 36
Half round Duracoat® ridge with gable stop end	457mm	2452	+	83	+			9041 9040
Half round Duracoat® mono ridge	457mm / 40 per pallet	2451	+	8356	+			35 36
Half round Duracoat® mono ridge with block end LH	457mm	2451	+	83	+			9035 9041
Half round Duracoat® mono ridge with block end RH	457mm	2451	+	83	+			9038 9042
Segmental Duracoat® ridge	457mm / 140 per pallet	2452	+	8550	+			35 36
Segmental Duracoat® hip starter ridge	370mm	2452	+	8563	+			35 36
Roofing Systems								
Dry Roofing (to suit Duracoat® Ridge)								
Roll Ridge system - Half round 457	5m	2452	+	837500	-			
Roll Hip system - Third round 457 (excl. hip tray)	5m	2452	+	857700	-			
Hip tray	1m	6000	+	112				
Dry Verge System								
Deep profile continuous dry verge	3m	6040	-	-	+	059	059	
Verge connector	each	6040	-	-	+	060	060	
Eaves stop end	each	6040	-	-	+	061	061	
Ventilation								
Concealed tile ventilator ^{1 2}		6070	-	-	+	249	586	
Concealed tile ventilator with pipe adaptor ^{1 3}		2453	+	67	+	9002		
Low pitch concealed tile ventilator								
Low pitch concealed tile ventilator with pipe adaptor								
Half round Duracoat® clay concealed air vent ridge ²	457mm	2452	+	83	+			9029 7136
Eaves Ventilation								
Eaves ventilation pack 10mm	6m	6030	+	017	-			
Eaves ventilation pack 25mm	6m	6030	+	018	-			
Vapour Permeable Membrane								
Sandtoft VPM Classic 20 per pallet	1.0 x 50m (50m ²)	6100	+	007	-			
Sandtoft VPM Super 20 per pallet	1.5 x 50m (75m ²)	6100	+	028	-			
Sandtoft VPM Classic Taped 140gms/m ²	1.0 x 50m (50m ²)	6100	+	037	-			
Underlay support tray (10 per pack)	1500mm	6030	+	000	-			
Ventilation Accessories								
Concealed tile ventilator pipe adaptor		6070	+	377	-			
Concealed air vent ridge pipe adaptor		6070	+	111	-			
Flexible Pipe 100/100		6070	+	128	-			
Flexible pipe 100/82		6070	+	398	-			

¹ Concealed tile ventilators must not be used on roof pitches below 22.5°.

² Requires pipe adaptor and flexible pipe for connection to soil or mechanical extraction.

³ Requires flexible pipe for connection to soil or mechanical extraction.

* Refer to full technical specification for minimum pitch.

Wienerberger Heritage Service can also offer: Decorative Ridges and Finials, Roll-Top Ridges and Inserts, Peg Tiles, Bambino Tiles and historic roof profiles no longer manufactured. These are all available to special order, in a multitude of colours, designs and angles to suit the clients requirements.



OLD HOLLOW 451 PANTILE

CLAY

A reclaimed style tile designed to complement reclaimed brick, this traditional pantile can provide an authentic weathered appearance.



TECHNICAL DATA

Minimum roof pitch	25°
Headlap	75mm
Batten spacing (fixed gauge)	281mm
Size of tile	355 x 246mm
Covering capacity	19.1 tiles per m ²
Cover width	187mm
Profile depth	65mm
Hanging length	332mm
Quantity per pallet	432*
Battens per m ²	3.57 m
Batten size - up to 450mm rafter centres	38 x 25mm
Batten size - up to 600mm rafter centres	50 x 25mm
Nail size/type for tiles	45 x 3.35mm aluminium ring shank clout head
Nail size/type for tile clips	Integrated with clip

Unless otherwise stated, data is based on tiles laid at minimum headlap.

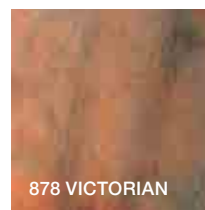

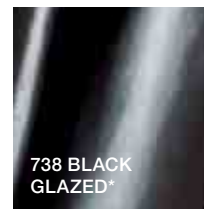

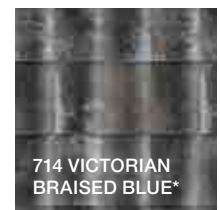

Clay tiles are subject to small variations in size because of drying and firing shrinkage in the manufacturing process. Therefore, before deciding on the batten gauge and cover width, the roof tiler should inspect each batch of tiles to ensure that the correct minimum headlap and sidelap are achieved.

Please go to www.roofspec.co.uk to generate your own quantity estimate and roof specification.

* Pallet quantity for Victorian Braised Blue and Braised Blue is 260.

All data based on non glazed colours. For glazed pallet quantities and accessories please contact Customer Support on 0844 9395 950

COLOURS



* Lead times may apply



OLD HOLLOW 451 PANTILE

CLAY



Min pitch	25°
Qty per pallet	432*

Code/Price

Old Hollow 451 Pantile	Size/Qty	Code Prefix		Code	Code/Price							
					Anthraccite	Black Glazed	Braised Blue	Natural Red	Rustic	Victorian Braised Blue	Victorian	
Tiles & Fittings												
Old Hollow 451 pantile (per 1000)	355 x 246mm	-	-	-	-	12844316	12844322**	12864310**	12844300	12844301	12864311**	12844307*
LH verge tile	115 per pallet	-	-	-	-	12841303	12841307	12860549	12841299	12841315	12860548	12841319
Cloaked verge tile LH	60 per pallet	-	-	-	-	12841985	12841990	12860754	12841933	12841978	12860755	12841980
Cloaked verge tile RH	60 per pallet	-	-	-	-	12841988	12841991	12860756	12841059	12841969	12860757	12841974
Double dentil slip (per 100)	1150 per pallet	2453	+	93	-	See page 19 (County Pantile) for available colours						
Tile clip	100 per bag	6060	+	112	-							
Eaves clip	100 per bag	6060	+	232	-							
RH Verge clip	100 per bag	6060	+	132	-							
Bird comb filler	1m	6030	+	045	-							
Tile nails: aluminium ring shank clout head 45 x 3.35mm	850 per kg	6060	+	122	-							
Clay Ridges												
Half round ridge 325	325mm / 220 per pallet	-	-	-	-	12840609	12840614	12860496	12840595	12840622	12860589	12840630
Ventilation												
Concealed tile ventilator ^{1 2}		6070	-	-	+	244^			240	606	608	243
Concealed tile ventilator with pipe adaptor ^{1 3}		2453	-	-	+	529009^			529007			529010
Eaves Ventilation												
Eaves ventilation pack 10mm	6m	6030	+	017	-							
Eaves ventilation pack 25mm	6m	6030	+	018	-							
Vapour Permeable Membrane												
Sandtoft VPM Classic 20 per pallet	1.0x50m(50m²)	6100	+	007	-							
Sandtoft VPM Super 20 per pallet	1.5x50m(75m²)	6100	+	028	-							
Sandtoft VPM Classic Taped 140gms/m²	1.0x50m(50m²)	6100	+	037	-							
Underlay support tray (10 per pack)	1500mm	6030	+	000	-							
Ventilation Accessories												
Concealed tile ventilator pipe adaptor		6070	+	377	-							
Flexible pipe 100/100		6070	+	128	-							
Flexible pipe 100/82		6070	+	398	-							

¹ Supplied as a 2-tile unit.

² Requires pipe adaptor and flexible pipe for connection to soil or mechanical extraction.

³ Requires flexible pipe for connection to soil or mechanical extraction.

* Pallet quantities for Victorian Braised Blue and Braised Blue are 320.

^ Price on application.

Wienerberger Heritage Service can also offer: Decorative Ridges and Finials, Roll-Top Ridges and Inserts, Peg Tiles, Bambino Tiles and historic roof profiles no longer manufactured. These are all available to special order, in a multitude of colours, designs and angles to suit the clients requirements.



FLEMISH 401 PANTILE

CLAY



The Flemish 401 pantile combines the aesthetics of a traditional pantile with modern interlocking tile design. The range also includes three glazed colours.

TECHNICAL DATA

Minimum roof pitch*	22°†
Headlap	68mm
Batten spacing (fixed gauge)	300mm
Size of tile	368 x 248mm
Covering capacity	16.6 tiles per m ²
Cover width	201mm
Profile depth	62mm
Hanging length	333mm
Quantity per pallet	480
Battens per m ²	3.36 m
Batten size - up to 450mm rafter centres	38 x 25mm
Batten size - up to 600mm rafter centres	50 x 25mm
Nail size/type for tiles	45 x 3.35mm aluminium ring shank clout head
Nail size/type for tile clips	65 x 3.35mm aluminium ring shank clout head

Unless otherwise stated, data is based on tiles laid at minimum headlap.




Clay tiles are subject to small variations in size because of drying and firing shrinkage in the manufacturing process. Therefore, before deciding on the batten gauge and cover width, the roof tiler should inspect each batch of tiles to ensure that the correct minimum headlap and sidelap are achieved.

†For projects where the rafters are below 22.5° the roof substructure must be installed in accordance with our Low Pitch Installation Guide available at www.wienerberger.co.uk. Please contact Technical Services for further information. Concealed tile ventilators must not be used on roof pitches below 22.5°. A low pitch version is available.

Rafter length restrictions apply at minimum roof pitch.

Please go to www.roofspec.co.uk to generate your own quantity estimate and roof specification.

COLOURS

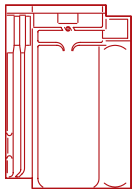


* Lead times may apply.



FLEMISH 401 PANTILE

CLAY



Min pitch	22°
Qty per pallet	480*

						Code/Price					
Flemish 401 Pantile						Amarant	Anthracite	Black Glazed	Natural Red	Rustic	Slate Matt Glazed
Size/Qty	Code Prefix		Code								
Tiles & Fittings											
Flemish 401 tile (per 1000)	368 x 248mm	1284	-	-	+	4202	4216	4222*	4200	4201	4220*
LH verge tile	85 per pallet	1284	-	-	+	1218	1210	1214	1199	1222	1204
Cloaked verge tile LH	70 per pallet	1284	-	-	+	1053	1051	1052	1047	1054	1050
Cloaked verge tile RH	70 per pallet	1284	-	-	+	1065		1063	1059		1066
Double dentil slip (100)	1150 per pallet	2453	+	93	-	See page 86 (County Pantile) for available colours					
Tile clip	100 per bag	2451	+	518000	-						
Eaves clip	100 per bag	6060	+	279	-						
Tile nails: aluminium ring shank clout head 45 x 3.35mm	850 per kg	6060	+	122	-						
Clip nails: aluminium ring shank clout head 65 x 3.35mm	606 per kg	6060	+	125	-						
Clay Ridges											
Half round ridge 325	325mm / 220 per pallet	1284	-	-	+	0618	0609	0614	0595	0622	0606
Ventilation											
Concealed tile ventilator ^{1 2}		6070	-	-	+			547^	546	201	548^
Concealed tile ventilator with pipe adaptor ^{1 3}		2453	-	-	+					519008	
Eaves Ventilation											
Eaves ventilation pack 10mm	6m	6030	+	017	-						
Eaves ventilation pack 25mm	6m	6030	+	018	-						
Vapour Permeable Membrane											
Sandtoft VPM Classic 20 per pallet	1.0x50m (50m ²)	6100	+	007	-						
Sandtoft VPM Super 20 per pallet	1.5x50m (75m ²)	6100	+	028	-						
Sandtoft VPM Classic Taped 140gms/m ²	1.0x50m (50m ²)	6100	+	037	-						
Underlay support tray (10 per pack)	1500mm	6030	+	000	-						
Ventilation Accessories											
Concealed tile ventilator pipe adaptor		6070	+	377	-						
Flexible Pipe 100/100		6070	+	128	-						
Flexible pipe 100/82		6070	+	398	-						

¹ Supplied as a 2-tile unit.

² Requires pipe adaptor and flexible pipe for connection to soil or mechanical extraction.

³ Requires flexible pipe for connection to soil or mechanical extraction.

* Pallet quantities for glazed options are 378. If used below 22.5° please follow low pitch installation guide.

^ Price on application.

Wienerberger Heritage Service can also offer: Decorative Ridges and Finials, Roll-Top Ridges and Inserts, Peg Tiles, Bambino Tiles and historic roof profiles no longer manufactured. These are all available to special order, in a multitude of colours, designs and angles to suit the clients requirements.



TEMPEST 44 SINGLE ROMAN CLAY



The Tempest is the original 'Roman' and has been manufactured since 1906. This single roman clay tile is ideal for refurbishment or new build projects in conservation areas.

TECHNICAL DATA

Minimum roof pitch*	22°†
Headlap	54mm
Batten spacing (fixed gauge)	246mm
Size of tile	302 x 221mm
Covering capacity	21 tiles per m ²
Cover width	195mm
Profile depth	38mm
Hanging length	282mm
Quantity per pallet	660
Battens per m ²	4.07 m
Batten size - up to 450mm rafter centres	38 x 25mm
Batten size - up to 600mm rafter centres	50 x 25mm
Nail size/type for tiles	38 x 3.35mm aluminium ring shank clout head
Nail size/type for tile clips	Integrated with clip

Unless otherwise stated, data is based on tiles laid at minimum headlap.


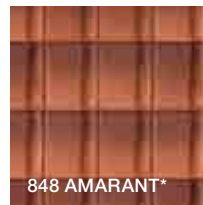
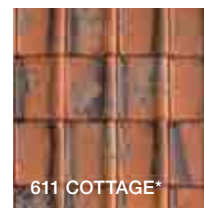
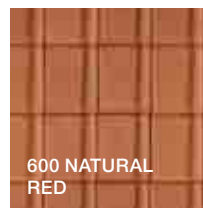
Clay tiles are subject to small variations in size because of drying and firing shrinkage in the manufacturing process. Therefore, before deciding on the batten gauge and cover width, the roof tiler should inspect each batch of tiles to ensure that the correct minimum headlap and sidelap are achieved.

†For projects where the rafters are below 22.5° the roof substructure must be installed in accordance with our Low Pitch Installation Guide available at www.wienerberger.co.uk. Please contact Technical Services for further information. Concealed tile ventilators must not be used on roof pitches below 22.5°. A low pitch version is available.

Rafter length restrictions apply at minimum roof pitch.

Please go to www.roofspec.co.uk to generate your own quantity estimate and roof specification.

COLOURS

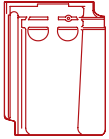


*Lead times may apply.



TEMPEST 44 SINGLE ROMAN TILE

CLAY



Min pitch*	22°
Qty per pallet	660

Code/Price

Tempest 44 Single Roman Tile	Size/Qty	Code Prefix		Code		Code/Price					
						Amarant	Anthracite	Cottage	Natural Red	Rustic	
Tiles & Fittings											
Tempest 44 (per 1000)	302 x 221mm	1285	-	-	-	4002	4016*	4009	4000	4001	
LH verge tile	170 per pallet	1284	-	-	-	0794	0792	2033	0788	0795	
Cloaked verge tile LH	90 per pallet	1284	-	-	-	0551	0542	2037	0521	0556	
Cloaked verge tile RH	90 per pallet	1284	-	-	-	0682	0593	2029	0573	0607	
Head/Side Lock Tile Clip	100 per bag	6060	+	419	-						
Eaves clip	100 per bag	6060	+	281	-						
Verge clip	100 per bag	6060	+	134	-						
Tile nails: aluminium ring shank clout head 38 x 3.35mm	1010 per kg	6060	+	121	-						
Clay Ridges											
Half round ridge 325	325mm / 220 per pallet	1284	-	-	+	0618	0609	0630	0595	0622	
Ventilation											
Concealed tile ventilator ^{1 2}		6070	-	-	+				265	266	
Concealed tile ventilator with pipe adapter ³		2453	-	-	+				509004	509005	
Eaves Ventilation											
Eaves ventilation pack 10mm	6m	6030	+	017	-						
Eaves ventilation pack 25mm	6m	6030	+	018	-						
Vapour Permeable Membrane											
Sandtoft VPM Classic 20 per pallet	1.0 x 50m (50m ²)	6100	+	007	-						
Sandtoft VPM Super 20 per pallet	1.5 x 50m (75m ²)	6100	+	028	-						
Sandtoft VPM Classic Taped 140gms/m ²	1.0 x 50m (50m ²)	6100	+	037	-						
Underlay support tray (10 per pack)	1500mm	6030	+	000	-						
Ventilation Accessories											
Flexible Pipe 100/100		6070	+	128	-						
Flexible pipe 100/82		6070	+	398	-						

¹ Supplied as a 3-tile unit.

² Requires an air vent ridge pipe adaptor (code 2450939027) and flexible pipe for connection to soil or mechanical extraction.

³ Requires flexible pipe for connection to soil or mechanical extraction.

* If used below 22.5° please follow low pitch installation guide.

Wienerberger Heritage Service can also offer: Decorative Ridges and Finials, Roll-Top Ridges and Inserts, Peg Tiles, Bambino Tiles and historic roof profiles no longer manufactured.

These are all available to special order, in a multitude of colours, designs and angles to suit the clients requirements.

KEYMER



Contents

Goxhill	82-83
Shire	84-85
Traditional	86-87
Peg	88-89



KEYMER GOXHILL TILE

KEYMER HANDMADE CLAY


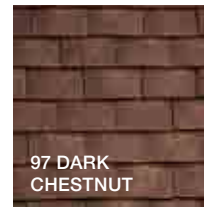
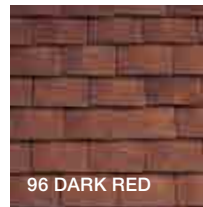
One of the finest and most distinctive roof coverings available, this handmade plain tile gives a rich textured roofscape that will become more attractive with age.



TECHNICAL DATA

	ROOF	VERTICAL
Minimum roof pitch	40°	75°
Headlap (minimum)	65mm	38mm
Batten spacing at max. gauge	100mm	114mm
Size of tile	265 x 165mm	265 x 165mm
Covering capacity at max. gauge	60 tiles per m ²	53 tiles per m ²
Cover width	165mm	165mm
Profile depth	13mm	13mm
Hanging length	245mm	245mm
Quantity per pallet	540	540
Battens per m ²	10 m	8.8 m
Batten size - up to 600mm after centres	38 x 25mm	38 x 25mm
Nail size/type for tiles	38 x 3.35mm aluminium ring shank clout head	

COLOURS



Brindle Mix is achieved by mixing Autumn Brown (50%), Dark Chestnut (30%) and Dark Red (20%).

Unless otherwise stated, data is based on tiles laid at minimum headlap. Please go to www.roofspec.co.uk to generate your own quantity estimate and roof specification.

For a copy of A Guide to Plain Tiling – Including Vertical Tiling, by the Roof Tile Association, visit www.clayroof.co.uk.



FOR KEYMER FITTINGS
SEE PAGE 114

GOXHILL TILE

KEYMER HANDMADE CLAY



Sanded Finish

Min pitch	40°
Qty per pallet	540

Code suffix/ Colour code

					Autumn Brown	Dark Red	Dark Chestnut	
Tiles & Fittings								
Plain tile (per 1000)	265 x 165mm	2453	+	2401	+	95	96	97
Eaves/tops tile	580 per pallet	2453	+	2407	+	95	96	97
Tile-and-a-half tile	410 per pallet	2453	+	2411	+	95	96	97
Bonnet hip (universal)	120 per pallet	2453	+	2428	+	95	96	97
Valley tile (standard)* max pitch 45°	140 per pallet	2453	+	2429	+	95	96	97
External angle LH - 90°	100 per pallet	2453	+	2430	+	95	96	97
External angle RH - 90°	100 per pallet	2453	+	2431	+	95	96	97
External angle LH - 135°		2453	+	24	+	9023	9020	9021
External angle RH - 135°		2453	+	24	+	9027	9024	9025
Internal angle LH - 90°		2453	+	24	+	9097	9094	9095
Internal angle RH - 90°		2453	+	24	+	9105	9102	9103
Internal angle LH - 135°		2453	+	24	+	9093	9090	9091
Internal angle RH - 135°		2453	+	24	+	9101	9098	9099
Feature tile (Arrowhead)		2453	+	24	+	9081	9078	9079
Feature tile (Bullnose)		2453	+	24	+	9085	9082	9083
Feature tile (Club)		2453	+	2432	+	95	96	97
Feature tile (Fishtail)		2453	+	24	+	9089	9086	9087
Feature tops tile (Arrowhead)		2453	+	24	+	9031	9028	9029
Feature tops tile (Bullnose)		2453	+	24	+	9035	9032	9033
Feature tops tile (Club)		2453	+	24	+	9039	9036	9037
Feature tops tile (Fishtail)		2453	+	24	+	9043	9040	9041
Feature tile-and-a-half (Arrowhead) LH		2453	+	24	+	9047	9044	9045
Feature tile-and-a-half (Arrowhead) RH		2453	+	24	+	9051	9048	9049
Feature tile-and-a-half (Bullnose) LH		2453	+	24	+	9055	9052	9053
Feature tile-and-a-half (Bullnose) RH		2453	+	24	+	9059	9056	9057
Feature tile-and-a-half (Club) LH		2453	+	24	+	9064	9061	9062
Feature tile-and-a-half (Club) RH		2453	+	24	+	9069	9066	9067
Feature tile-and-a-half (Fishtail) LH		2453	+	24	+	9073	9070	9071
Feature tile-and-a-half (Fishtail) RH		2453	+	24	+	9077	9074	9075
Arris hip 40°		2453	+	24	+	9007	9004	9005
Arris hip 45°		2453	+	24	+	9011	9008	9009
Arris hip 50°		2453	+	24	+	9015	9012	9013
Tile nails: aluminium ring shank clout head 38x3.35mm 1010 per kg		6060	+	121	-			
Clay Ridges								
Half round sandfaced handmade ridge 305	305mm / 100 per pallet	2453	+	9050	+	95	96	97
Half round sandfaced handmade mono ridge 305	305mm / 60 per pallet	2453	+	9056	+	95	96	97
Third round sandfaced handmade ridge 305	305mm / 160 per pallet	2453	+	90	+	9021	9018	9019
Hogsback sandfaced handmade ridge 305	305mm / 160 per pallet	2453	+	90	+	9013	9010	9011
Sandfaced handmade Baby ridge	314mm / 100 per pallet	2453	+	90	+	9002	9000	9001
Ventilation								
Bat Tile						TBC	TBC	TBC
3 Piece Vent						TBC	TBC	TBC
InvisiVent ¹		2453	+	2466	+	95	96	97
Half round concealed air vent ridge ¹	457mm	2453	+	8371	+	95	96	97
Eaves Ventilation								
Eaves ventilation pack 10mm	6m	6030	+	017	-			
Eaves ventilation pack 25mm	6m	6030	+	018	-			
Top Abutment Ventilation								
Top Abutment Ventilator	2.7m	2452	+	939000	-			
Vapour Permeable Membrane								
Sandtoft VPM Classic 20 per pallet	1.0 x 50m (50m ²)	6100	+	007	-			
Sandtoft VPM Super 20 per pallet	1.5 x 50m (75m ²)	6100	+	028	-			
Sandtoft VPM Classic Taped 140gms/m ²	1.0x50m(50m ²)	6100	+	037	-			
Underlay support tray (10 per pack)	1500mm	6030	+	000	-			
Ventilation Accessories								
Invisivent pipe adaptor		6070	+	112	-			
Concealed air vent ridge pipe adaptor		6070	+	111	-			
Flexible pipe 100/100		6070	+	128	-			
Flexible pipe 100/82		6070	+	398	-			

Wienerberger Heritage Service can also offer: Decorative Ridges and Finials, Roll-Top Ridges and Inserts, Peg Tiles, Bambino Tiles and historic roof profiles no longer manufactured. These are all available to special order, in a multitude of colours, designs and angles to suit the clients' requirements.

For Goxhill Plain Tile in "Brindle Mix" combine as follows: 50% Autumn Brown, 30% Dark Chestnut, 20% Dark Red.



KEYMER SHIRE TILE

KEYMER HANDMADE CLAY



A genuine handmade British clay tile that offers a serious alternative to the traditional style of clay roof tiles. Produced in three colours, each tile weathers naturally to look better and improve with every passing year.



TECHNICAL DATA

	ROOF	VERTICAL
Minimum roof pitch	40°	75°
Headlap (minimum)	65mm	38mm
Batten spacing at max. gauge	100mm	114mm
Size of tile	265 x 165mm	265 x 165mm
Covering capacity at max. gauge	60 tiles per m ²	53 tiles per m ²
Cover width	165mm	165mm
Profile depth	13mm	13mm
Hanging length	245mm	245mm
Quantity per pallet	550	550
Battens per m ²	10 m	8.8 m
Batten size - up to 600mm after centres	38 x 25mm	38 x 25mm
Nail size/type for tiles	38 x 3.35mm aluminium ring shank clout head	

COLOURS



Unless otherwise stated, data is based on tiles laid at minimum headlap. Please go to www.roofspec.co.uk to generate your own quantity estimate and roof specification.

For a copy of A Guide to Plain Tiling – Including Vertical Tiling, by the Roof Tile Association, visit www.clayroof.co.uk.



FOR KEYMER FITTINGS
SEE PAGE 114

SHIRE TILE

KEYMER HANDMADE CLAY



Sanded Finish

Min pitch	40°
Qty per crate	550

Code suffix/Colour code

Tiles			Fittings		
Priority	Heritage	Downs Red	Elizabethan (Priority and County)	Antique (Heritage)	Wealdon Red (Downs Red)

Shire Handmade Clay Tile	Size/Qty	Code Prefix		Code		Priority	Heritage	Downs Red	Elizabethan (Priority and County)	Antique (Heritage)	Wealdon Red (Downs Red)
Tiles & Fittings											
Shire PT	265 x 165mm	2455	+	2601	+	77	78	79			
Eaves	580 per pallet	2455	+	2607	+	77	78	79			
Gable	420 per pallet	2455	+	2611	+	77	78	79			
Standard Bonnet 40-50°	300 per crate	2453	+	2728	+				87	88	89
Traditional Bonnet 40-45°		2453	+	27	+				9040	9041	9042
Kent Bonnet 50-60°		2453	+	27	+				9050	9051	9052
Standard Valley 40-50°	345 per crate	2453	+	2729	+				87	88	89
Gull Wing Valley Cambered 40-45°		2453	+	27	+				9060	9061	9062
Valley 50-60°		2453	+	27	+				9070	9071	9072
Vertical Angle 90° External LH		2453	+	2730	+				87	88	89
Vertical Angle 90° External RH		2453	+	2731	+				87	88	89
Vertical Bay Angle 135° External LH		2453	+	27	+				9080	9081	9082
Vertical Bay Angle 135° External RH		2453	+	27	+				9090	9091	9092
Tile nails: aluminium ring shank clout head 38 x 3.35mm	1010 per kg	6060	+	121							
Clay Ridges											
Keymer Half Round ridge 305	305mm	2453	+	9091	+				87	88	89
Keymer Monopitch ridge 305	305mm	2453	+	9094	+				87	88	89
Keymer Third Round ridge 305	305mm	2453	+	9093	+				87	88	89
Keymer Hogback ridge 305	305mm	2453	+	9092	+				87	88	89
Keymer Porch ridge 305	314mm	2453	+	9095	+				87	88	89
Ventilation											
Keymer Louvred Vent Half Round 305	314mm	2453	+	9097	+				87	88	89
Keymer Louvred Vent Hogback 305	314mm	2453	+	9099	+				87	88	89
Keymer Half Round Inline vent ridge		2455	+	9096	+				87	88	89
Keymer Three piece vent set		2455	+	27	+				9100	9101	9102
Keymer Hogsback Inline vent ridge		2455	+	9098	+				87	88	89
Keymer Inline Tile vent		2455	+	2766	+				87	88	89
Eaves Ventilation											
Eaves ventilation pack 10mm	6m	6030	+	017	-						
Eaves ventilation pack 25mm	6m	6030	+	018	-						
Top Abutment Ventilation											
Top Abutment Ventilator	2.7m	2452	-	939000	-						
Vapour Permeable Membrane											
Sandtoft VPM Classic (20 per pallet)	1.0x50m(50m ²)	6100	-	007	-						
Sandtoft VPM super (20 per pallet)	1.5x50m(75m ²)	6100	+	028	-						
Sandtoft VPM Classic Taped	1.0x50m(50m ²)	6100	+	037	-						
Underlay support tray (10 per pack)	1500mm	6030	-	000	-						
Ventilation Accessories											
Inline pipe adaptor			+	TBC	-						
Inline flexible pipe 100/100			+	TBC	-						
Incline Ridge Vent Pipe Adaptor Clid			+	TBC	-						

Wienerberger Heritage Service can also offer: Decorative Ridges and Finials, Roll-Top Ridges and Inserts, Peg Tiles, Bambino Tiles and historic roof profiles no longer manufactured. These are all available to special order, in a multitude of colours, designs and angles to suit the clients' requirements.



KEYMER TRADITIONAL TILE

KEYMER HANDMADE CLAY

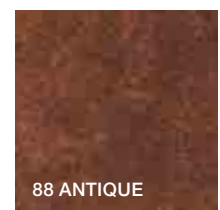

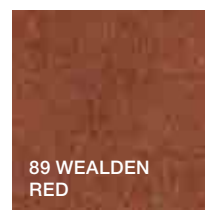
A traditional appearance, but innovative in design. Created for renovation use, these tiles are the ideal choice for the refurbishment of older peg tiled roofs and elevations, or for use on oast houses.



TECHNICAL DATA

	ROOF	VERTICAL
Minimum roof pitch	40°	75°
Headlap (minimum)	65mm	38mm
Batten spacing at max. gauge	100mm	114mm
Size of tile	265 x 165mm	265 x 165mm
Covering capacity at max. gauge	60 tiles per m ²	53 tiles per m ²
Cover width	165mm	165mm
Profile depth	13mm	13mm
Hanging length	245mm	245mm
Quantity per pallet	760	760
Battens per m ²	10 m	8.8 m
Batten size - up to 600mm after centres	38 x 25mm	38 x 25mm
Nail size/type for tiles	38 x 3.35mm aluminium ring shank clout head	

COLOURS



Unless otherwise stated, data is based on tiles laid at minimum headlap. Please go to www.roofspec.co.uk to generate your own quantity estimate and roof specification.

For a copy of A Guide to Plain Tiling – Including Vertical Tiling, by the Roof Tile Association, visit www.clayroof.co.uk.



FOR KEYMER FITTINGS
SEE PAGE 114

TRADITIONAL TILE

KEYMER HANDMADE CLAY



Sanded Finish

Min pitch	40°
Qty per crate	760

Code suffix/Colour code

Elizabethan	Antique	Wealden Red
-------------	---------	-------------

Traditional Handmade Clay Tile	Size/Qty	Code Prefix		Code		Elizabethan	Antique	Wealden Red
Tiles & Fittings								
Traditional PT	265 x 165mm	2455	+	2701	+	87	88	89
Eaves	1000 per crate	2455	+	2707	+	87	88	89
Gable	460 per crate	2455	+	2711	+	87	88	89
Standard Bonnet 40-50°	300 per crate	2453	+	2728	+	87	88	89
Traditional Bonnet 40-45°		2453	+	27	+	9040	9041	9042
Kent Bonnet 50-60°		2453	+	27	+	9050	9051	9052
Standard Valley 40-50°	345 per crate	2453	+	2729	+	87	88	89
Cull Wing Valley Cambered 40-45°		2453	+	27	+	9060	9061	9062
Valley 50-60°		2453	+	27	+	9070	9071	9072
Vertical Angle 90° External LH		2453	+	2730	+	87	88	89
Vertical Angle 90° External RH		2453	+	2731	+	87	88	89
Vertical Bay Angle 135° External LH		2453	+	27	+	9080	9081	9082
Vertical Bay Angle 135° External RH		2453	+	27	+	9090	9091	9092
Feature tile (Point) per 1000		2455	+	27	+	9010	9011	9012
Feature tile (Bullnose) per 1000		2455	+	27	+	9000	9001	9002
Feature tile (Club) per 1000		2455	+	2732	+	87	88	89
Feature tile (Fishtail) per 1000		2455	+	27	+	9030	9031	9032
Feature tile (Diamond) per 1000		2455	+	27	+	9020	9021	9022
Tile nails: aluminium ring shank clout head 38 x 3.35mm	1010 per kg	6060	+	121	-			
Clay Ridges								
Keymer Half Round ridge 305	305mm	2453	+	9091	+	87	88	89
Keymer Monopitch ridge 305	305mm	2453	+	9094	+	87	88	89
Keymer Third Round ridge 305	305mm	2453	+	9093	+	87	88	89
Keymer Hogback ridge 305	305mm	2453	+	9092	+	87	88	89
Keymer Porch Ridge 305	314mm	2453	+	9095	+	87	88	89
Ventilation								
Keymer Louvred Vent Half Round 305	314mm	2453	+	9097	+	87	88	89
Keymer Louvred Vent Hogback 305	314mm	2453	+	9099	+	87	88	89
Keymer Half Round Inline vent ridge		2455	+	9096	+	87	88	89
Keymer Three piece vent set		2453	+	27	+	9100	9101	9102
Keymer Hogsback Inline vent ridge		2453	+	9098	+	87	88	89
Keymer Inline Tile vent		2455	+	2766	+	87	88	89
Eaves Ventilation								
Eaves ventilation pack 10mm	6m	6030	+	017	-			
Eaves ventilation pack 25mm	6m	6030	+	018	-			
Top Abutment Ventilation								
Top Abutment Ventilator	2.7m	2452	+	939000	-			
Vapour Permeable Membrane								
Sandtoft VPM Classic (20 per pallet)	1.0x50m(50m ²)	6100	-	007	-			
Sandtoft VPM super (20 per pallet)	1.5 x 50m(75m ²)	6100	+	028	-			
Sandtoft VPM Classic Taped	1.0x 50m(50m ²)	6100	+	037	-			
Underlay support tray (10 per pack)	1500mm	6030	-	000	-			
Ventilation Accessories								
Inline pipe adaptor		TBA	+	458	-			
Inline flexible pipe 100/100		TBA	+	-	-			
Inline Ridge Vent Pipe Adaptor Cld		TBA	+	452	-			

Wienerberger Heritage Service can also offer: Decorative Ridges and Finials, Roll-Top Ridges and Inserts, Peg Tiles, Bambino Tiles and historic roof profiles no longer manufactured. These are all available to special order, in a multitude of colours, designs and angles to suit the clients' requirements.



KEYMER PEG TILE

KEYMER HANDMADE CLAY

Our Keymer Peg tiles are innovative in design. They are created for renovation use, with three nail holes and one nib, to make fitting easier and less disruptive.



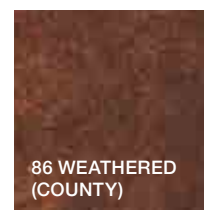
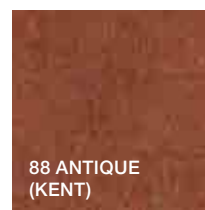
TECHNICAL DATA

	ROOF	VERTICAL
Minimum roof pitch	40°	75°
Headlap (minimum)	65mm	38mm
Batten spacing at max. gauge	100mm	114mm
Size of tile	265 x 165mm	265 x 165mm
Covering capacity at max. gauge	60 tiles per m ²	53 tiles per m ²
Cover width	165mm	165mm
Profile depth	13mm	13mm
Hanging length	245mm	245mm
Quantity per pallet	760	760
Battens per m ²	10 m	8.8 m
Batten size - up to 600mm after centres	38 x 25mm	38 x 25mm
Nail size/type for tiles	38 x 3.35mm aluminium ring shank clout head	

Unless otherwise stated, data is based on tiles laid at minimum headlap. Please go to www.roofspec.co.uk to generate your own quantity estimate and roof specification.

For a copy of A Guide to Plain Tiling – Including Vertical Tiling, by the Roof Tile Association, visit www.clayroof.co.uk.

COLOURS



COUNTY PEG - WEATHERED

Our County Peg tiles are innovative in design. They are created for renovation use, with three nail holes and one nib, to make fitting easier and less disruptive. These tiles are the ideal choice for the refurbishment of older peg tiled roofs or for use on oast houses.

KENT PEG - ANTIQUE

Our Kent peg tiles are handmade by craftsmen using the company's rich Wealden Clay. They are better and more cost effective than using second hand tiles which can quickly deteriorate once stripped off and re-used.



FOR KEYMER FITTINGS
SEE PAGE 114

PEG TILE

KEYMER HANDMADE CLAY



Sanded Finish

Min pitch	40°
Qty per crate	760

Code suffix/Colour code

Weathered (County)	Antique (Kent)
--------------------	----------------

Peg Handmade Plain Tile	Size/Qty	Code Prefix		Code		Weathered (County)	Antique (Kent)
Tiles & Fittings							
Plain tile (per 1000)	250 x 150mm	2455	+	2801	+	86	88
Eaves	580 per crate	2455	+	2807	+	86	88
Gable	420 per crate	2455	+	2811	+	86	88
Standard Bonnet 40-50°	120 per crate	2455	+	2728	+		88
Traditional Bonnet 40-50°	120 per crate	2453	+	27	+		9041
Kent Bonnet 50-60°	120 per crate	2453	+	27	+		9051
Standard Valley 40-50°	140 per crate	2453	+	2729	+		88
Gull Wing Valley Cambered 40-45° (On request)	140 per crate	2453	+	27	+		9061
Valley 50-60° (On request)	140 per crate	2453	+	27	+		9071
Vertical Angle 90° External LH	100 per crate	2453	+	2730	+		88
Vertical Angle 90° External RH	100 per crate	2453	+	2731	+		88
Vertical Bay Angle 135° External LH	100 per crate	2453	+	27	+		9081
Vertical Bay Angle 135° External RH	100 per crate	2453	+	27	+		9091
Tile nails: aluminium ring shank clout head 38 x 3.35mm	1010 per kg	6060	+	121	-		
Clay Ridges							
Keymer Half Round ridge 305	305mm	2453	+	9091	+		88
Keymer Monopitch ridge 305	305mm	2453	+	9094	+		88
Keymer Third Round ridge 305	305mm	2453	+	9093	+		88
Keymer Hogback ridge 305	305mm	2453	+	9092	+		88
Keymer Porch ridge 305	305mm	2453	+	9095	+		88
Ventilation							
Keymer Louvred Vent Half Round 305	305mm	2453	+	9097	+		88
Keymer Louvred Vent Hogback 305	305mm	2453	+	9099	+		88
Keymer Half Round In-line vent ridge		2455	+	9096	+		88
Keymer Three Piece vent set		2453	+	27	+		9101
Keymer Hogsback In-line vent ridge		2453	+	9098	+		88
Keymer In-line Tile vent		2455	+	2766	+		88
Eaves Ventilation							
Eaves ventilation pack 10mm	6m	6030	+	017	-		
Eaves ventilation pack 25mm	6m	6030	+	018	-		
Top Abutment Ventilation							
Top Abutment Ventilator	2.7m	2452	+	939000	-		
Vapour Permeable Membrane							
Sandtoft VPM Classic (20 per pallet)	1.0x50m(50m ²)	6100	+	007	-		
Sandtoft VPM super (20 per pallet)	1.5 x 50m(75m ²)	6100	+	028	-		
Sandtoft VPM Classic Taped 140gms/m ²	1.0x50m(50m ²)	6100	+	037	-		
Underlay support tray (10 per pack)	1500mm	6030	+	000	-		
Ventilation Accessories							
In-line pipe adaptor			+	TBC	-		
In-line flexible pipe 100/100			+	TBC	-		
In-line Ridge Vent Pipe Adaptor Cld			+	TBC	-		

Wienerberger Heritage Service can also offer: Decorative Ridges and Finials, Roll-Top Ridges and Inserts, Peg Tiles, Bambino Tiles and historic roof profiles no longer manufactured. These are all available to special order, in a multitude of colours, designs and angles to suit the clients' requirements.

SLATE



Contents

Britlock®	92-94
Britslate®	96-98
Balmoral®	100-101
Rivius®	102-103



BRITLOCK® SLATE

The BritLock Slate is made from 80% recycled natural slate, sourced from within the UK. The interlocking lightweight design saves energy in production, transportation and installation.



TECHNICAL DATA

Minimum roof pitch*	17.5°† at 120mm headlap 22.5° at 75mm headlap
Headlap (minimum)	75mm
Headlap (maximum)	120mm
Batten spacing at max. gauge	285mm
Batten spacing at min. gauge	240mm
Size of slate	360 x 340mm
Covering capacity	13.9 slates per m ² at 120mm headlap 11.7 slates per m ² at 75mm headlap
Cover width	300mm
Profile depth	11mm
Hanging length	354mm
Quantity per crate	500
Battens per m ²	4.2 m at 120mm headlap 3.5 m at 75mm headlap
Batten size	
Up to 450mm rafter centres	38 x 25mm
Up to 600mm rafter centres	50 x 25mm
Nail size/type for slates	38 x 2.95mm aluminium ring shank clout head nail

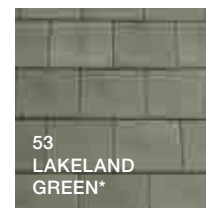
Unless otherwise stated, data is based on tiles laid at minimum headlap.

†For projects where the rafters are below 22.5° the roof substructure must be installed in accordance with our Low Pitch Installation Guide available at www.wienerberger.co.uk. Concealed tile ventilators must not be used on roof pitches below 22.5°. A low pitch version is available. Please contact Technical Services for further information.

Rafter length restrictions apply at minimum roof pitch.

Please go to www.roofspec.co.uk to generate your own quantity estimate and roof specification.

COLOURS

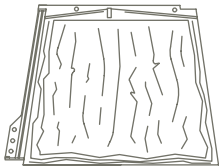


* Lead times may apply



BRITLOCK® RECYCLED SLATE

SLATE



Min pitch*	17.5°
Qty per pallet	500

Code suffix/Colour code

BritLock Colours		Duracoat® Colours		Concrete	
Graphite	Lakeland Green	Antique Slate	Terracotta Red	Dark Grey	

BritLock Recycled Slate	Size/Qty	Code Prefix		Code					
Slates and Fittings									
BritLock slate (per 1000)	360 x 340mm	2454	+	1501	+	55	53**		
LH verge slate		2454	+	1502	+	55	53		
LH verge slate-and-a-half		2454	+	1512	+	55	53		
Slate-and-a-half		2454	+	1511	+	55	53		
Double slate		2454	+	15	+	9014	9007		
Verge/valley clips (per pack of 20)		2451	+	158101	-				
Slate nails: aluminium ring shank clout head	1000								
Duracoat® Ridges (for ridges and other profiles see page 53)									
Legged angle Duracoat® ridge	457mm / 96 per pallet	2452	+	8450	+			38	
Legged angle Duracoat® security ridge	457mm / 96 per pallet	2452	+	8455	+			38	
Legged angle Duracoat® ridge with block end	457mm	2452	+	8453	+			38	
Legged angle Duracoat® ridge with gable stop end	457mm	2452	+	84	+			9033	
Legged angle Duracoat® ridge with hip end ¹	457mm	2452	+	84	+			9036	
Legged angle Duracoat® hip starter ridge	370mm	2452	+	8463	+			38	
Legged angle Duracoat® mono ridge	457mm / 40 per pallet	2451	+	8456	+			38	
Legged angle Duracoat® mono ridge with block end LH	457mm	2451	+	84	+			9026	
Legged angle Duracoat® mono ridge with block end RH	457mm	2451	+	84	+			9029	
Legged angle ridge/hip junction (17.5° to 34°)	each	6000	-	-	+			134	
Legged angle ridge/hip junction (35° to 50°)	each	6000	-	-	+			143	
Concrete Ridges									
Legged angle ridge 114°	457mm / 96 per pallet	2452	+	8450	+				11 14
Legged angle security ridge	457mm / 96 per pallet	2452	+	8455	+				11 14
Legged angle ridge with block end	457mm	2452	+	8453	+				11 14
Legged angle ridge with gable stop end	457mm	2452	+	84	+			9056	9058
Legged angle ridge with hip end ¹	457mm	2452	+	84	+			9063	9065
Legged angle hip starter ridge	370mm	2452	+	8463	+			11	14
Legged angle mono ridge	457mm / 96 per pallet	2451	+	8456	+			11	14
Legged angle mono ridge with block end LH	457mm	2451	+	84	+			9041	9043
Legged angle mono ridge with block end RH	457mm	2451	+	84	+			9048	9050
Legged angle ridge/hip junction (17.5 to 34°)		6000	-	-	+			141	136
Legged angle ridge/hip junction (35 to 50°)		6000	-	-	+			150	145
Roofing Systems									
Dry Roofing (to suit Duracoat® and Concrete ridge)									
Profile Ridge system - Legged angle	2.7m	2452	+	847600	-				
Roll Ridge system - Legged angle	5m	2452	+	847500	-				
Profile Mono Ridge system - Legged angle	2.7m	2452	+	849053	-				
Roll Hip system - Legged angle (excl. hip tray)	5m	2452	+	847700	-				
Continuous slate verge unit	2.4m	6040	+	032	-				
Slate verge connector unit		6040	+	052	-				
Slate verge eaves stop end L/R (pair)		6040	+	011	-				
BritLock mitred hip soaker pack (10 courses)		6000	+	113	-				
Ventilation									
Concealed slate ventilator ^{2 3}		6070	-	-	+	167	166		
Concealed slate ventilator with pipe adaptor ^{2 4}		2454	+	1568	+	55	53		
Low pitch concealed tile ventilator ³		6070	-	-	+	168	170		
Low pitch concealed tile ventilator with pipe adaptor ⁴		2454	+	15	+	9018	9020		

¹ Please state roof pitch when ordering.

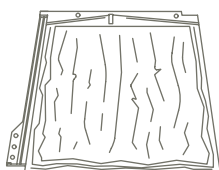
² Concealed tile ventilators must not be used on roof pitches below 22.5°.

³ Requires pipe adaptor and flexible pipe for connection to soil or mechanical extraction.

⁴ Requires flexible pipe for connection to soil or mechanical extraction.

* Refer to full technical specification for minimum pitch.

BRITLOCK® RECYCLED SLATE CONTINUED



Min pitch*	17.5°
Qty per pallet	500

BritLock Recycled Slate (Continued)						Code suffix/Colour code				
						BritLock Colours		Duracoat® Colours	Concrete Colours	
						Graphite	Lakeland Green	Antique Slate	Terracotta Red	Dark Grey
Ventilation (continued)										
Eaves Ventilation										
Eaves ventilation pack 10mm	6m	6030	+	017	-					
Eaves ventilation pack 25mm	6m	6030	+	018	-					
Top Abutment Ventilation										
Top Abutment Ventilator	2.7m	2452	+	939001	-					
Vapour Permeable Membrane										
Sandtoft VPM Classic 20 per pallet	1.0 x 50m (50m ²)	6100	+	007	-					
Sandtoft VPM Super 20 per pallet	1.5 x 50m (75m ²)	6100	+	028	-					
Sandtoft VPM Classic Taped 140gms/m ²	1.0x50m (50m ²)	6100	+	037	-					
Underlay support tray (10 per pack)	1500mm	6030	+	000	-					
Ventilation Accessories										
Concealed Slate ventilator pipe adaptor		6070	+	377	-					
Concealed air vent ridge pipe adaptor		6070	+	111	-					
Flexible pipe 100/100		6070	+	128	-					
Flexible pipe 100/82		6070	+	398	-					

For Duracoat® Ridges please see page 113

For Concrete Ridges please see page 105



THIS IS WHAT TECHNOLOGY LOOKS LIKE.

Have you tried the Calderdale Edge?

HAS A THINNER INTERLOCKING DESIGN THAT ALLOWS QUICKER LAYING AND FOR THE FIRST TIME DOWN TO 16.5 DEGREES

NEW ENGINEERED NIB FOR EASIER LAYING

IMPROVED DESIGN TOLERANCE FOR BETTER INTERLOCK FIT

PRECISION ENGINEERED TO PRODUCE A LIGHTER TILE WHILST MAINTAINING ITS STRENGTH

HAS A MODERN LARGE FORMAT AESTHETIC



New improved draining performance.



16.5 degrees° - the lowest pitch large format tile in the market.



Lighter and larger.



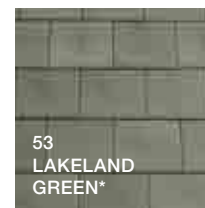
BRITSLATE® DUCHESS & BRITSLATE® COUNTRESS SLATE

The BritSlate is made from recycled natural British slate, pulverised and re-formed in two traditional slate sizes with a riven appearance and dressed edges.



TECHNICAL DATA	BRITSLATE DUCHESS	BRITSLATE COUNTRESS
Minimum roof pitch*	[†] 20°	22.5°
Size of slate	610 x 305mm	510 x 255mm
Cover width	305mm	255mm
Profile depth	6mm	6mm
Quantity per crate	750	1000
Batten size – up to 600mm rafter centres	50 x 25mm	50 x 25mm
Nail size/type for slates	38 x 2.95mm ring shank clout head	

COLOURS – SANDFACED



Moderate exposure									
Rafter pitch	20° [†]	22.5° [†]	25°	30°	35°	40°	45°	69°	
Headlap (minimum)									
Duchess	130	115	90	75	75	65	65	–	
Countress	–	115	90	75	75	65	65	65	
Coverage (m ²)									
Duchess	13.7	13.3	12.6	12.3	12.3	12.1	12.1	–	
Countress	–	19.9	18.7	18.1	18.1	17.7	17.7	17.7	
Batten gauge (mm)									
Duchess	240	247	260	267	267	272	272	–	
Countress	–	197	210	217	217	222	222	222	
Battens per m ²									
Duchess (m)	4.16	4.05	3.84	3.74	3.68	3.68	–	–	
Countress (m)	–	5.08	4.76	4.61	4.65	4.5	4.5	4.5	

* Lead times may apply

Severe exposure									
Rafter pitch	20° [†]	22.5° [†]	25°	30°	35°	40°	45°	69°	
Headlap (minimum)									
Duchess	–	130	120	110	90	80	75	–	
Countress	–	–	115	100	90	75	75	75	
Coverage (m ²)									
Duchess	–	13.7	13.4	13.1	12.6	12.4	12.3	–	
Countress	–	–	19.9	19.1	18.7	18.1	18.1	18.1	
Batten gauge (mm)									
Duchess	–	240	245	250	260	265	267	–	
Countress	–	–	197	205	210	217	217	217	
Battens per m ²									
Duchess (m)	–	4.16	4.08	4.00	3.84	3.77	3.74	–	
Countress (m)	–	–	5.08	4.88	4.76	4.61	4.61	4.61	

Unless otherwise stated, data is based on tiles laid at minimum headlap.

[†] For projects where the rafters are below 22.5° the roof substructure must be installed in accordance with our Low Pitch Installation Guide available at www.wienerberger.co.uk. Concealed tile ventilators must not be used on roof pitches below 22.5°. A low pitch version is available. Please contact Technical Services for further information.

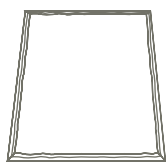
Rafter length restrictions apply at minimum roof pitch.

Please go to www.roofspec.co.uk to generate your own quantity estimate and roof specification.



BRITSLATE®

SLATE



Countess

Min pitch*	22.5°
Qty per pallet	1000

Duchess

Min pitch*	20°
Qty per pallet	750

Code suffix/Colour code

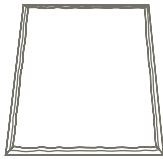
BritSlate Colours		Duracoat® Colours	Concrete Colours	
Graphite	Lakeland Green		Terracotta Red	Dark Grey

BritSlate Countess/Duchess	Size/Qty	Code Prefix		Code		Graphite	Lakeland Green		Terracotta Red	Dark Grey
Slates and Fittings										
BritSlate Countess (per 1000)	510 x 255mm	2454	+	1701	+	55	53**			
Slate-and-a-half		2454	+	1711	+	55	53			
Double slate		2454	+	17	+	9009	9003			
Eaves slate (supplied length dependent on gauge)		2454	+	1707	+	55	53			
Tops slate (supplied length dependent on gauge)		2454	+	17	+	9010	9007			
BritSlate hook 75mm headlap (per 100)		6060	+	287	-					
BritSlate hook 100mm headlap (per 100)		6060	+	286	-					
BritSlate hook 120mm headlap (per 100)		6060	+	284	-					
Verge/valley clips (per pack of 20)		2451	+	158101	-					
Slate nails: aluminium ring shank clout head 38 x 2.95mm	50 per pack	6060	+	128	-					
BritSlate Duchess (per 1000)	610 x 305mm	2454	+	1801	+	55	53**			
Slate-and-a-half		2454	+	1811	+	55	53			
Double slate		2454	+	18	+	9009	9003			
Eaves slate (supplied length dependent on gauge)		2454	+	1807	+	55	53			
Tops slate (supplied length dependent on gauge)		2454	+	18	+	9010	9007			
BritSlate hook 75mm headlap (per 100)		6060	+	287	-					
BritSlate hook 100mm headlap (per 100)		6060	+	286	-					
BritSlate hook 120mm headlap (per 100)		6060	+	284	-					
Verge/valley clips (pack of 20)		2454	+	158100	-					
Slate nails: aluminium ring shank clout head 38 x 2.95mm	50 per pack	6060	+	128	-					
Duracoat® Ridges (for ridges and other profiles see page 53)										
Legged angle Duracoat® ridge 114°	457mm	2452	+	8450	+				38	
Legged angle Duracoat® security ridge	457mm	2452	+	8455	+				38	
Legged angle Duracoat® ridge with block end	457mm	2452	+	8453	+				38	
Legged angle Duracoat® ridge with gable stop end	457mm	2452	+	84	+				9033	
Legged angle Duracoat® ridge with hip end ¹	457mm	2452	+	84	+				9036	
Legged angle Duracoat® hip starter ridge	370mm	2452	+	8463	+				38	
Legged angle Duracoat® mono ridge	457mm	2451	+	8456	+				38	
Legged angle Duracoat® mono ridge LH block end	457mm	2451	+	84	+				9026	
Legged angle Duracoat® mono ridge RH block end	457mm	2451	+	84	+				9029	
Legged angle ridge/hip junction (17.5° to 34°)	each	6000	-	-	+	134				
Legged angle ridge/hip junction (35° to 50°)	each	6000	-	-	+	143				
Concrete Ridges										
Legged angle ridge 114°	457mm	2452	+	8450	+				11	14
Legged angle security ridge	457mm	2452	+	8455	+				11	14
Legged angle ridge with block end	457mm	2452	+	8453	+				11	14
Legged angle ridge with gable stop end	457mm	2452	+	84	+				9056	9058
Legged angle ridge with hip end ¹	457mm	2452	+	84	+				9063	9065
Legged angle hip starter ridge	370mm	2452	+	8463	+				11	14
Legged angle mono ridge	457mm	2451	+	8456	+				11	14
Legged angle mono ridge with block end LH	457mm	2451	+	84	+				9041	9043
Legged angle mono ridge with block end RH	457mm	2451	+	84	+				9048	9050
Legged angle ridge/hip junction (17.5° to 34°)		6000	-	-	+				141	136
Legged angle ridge/hip junction (35° to 50°)		6000	-	-	+				150	145
Roofing Systems										
Dry Roofing (to suit Duracoat® and Concrete ridge)										
Profile Ridge system - Legged angle	2.7m	2452	+	847600	-					
Roll Ridge system - Legged angle	5m	2452	+	847500	-					
Profile Mono Ridge system - Legged angle	2.7m	2452	+	849053	-					
Roll Hip system - Legged angle (excl. hip tray)	5m	2452	+	847700	-					
Continuous slate verge unit	2.4m	6040	+	032	-					
Slate verge connector unit		6040	+	052	-					
Slate verge eaves stop end L/R (pair)		6040	+	011	-					

* Refer to full technical specification for minimum pitch. If used below 22.5° please follow low pitch installation guide.

BRITSLATE® CONTINUED

SLATE



Countess

Min pitch*	22.5°
Qty per pallet	1000

Duchess

Min pitch*	20°
Qty per pallet	750

BritSlate Countess/Duchess (Continued)	Size	Code Prefix		Code	Code suffix/Colour code					
					BritSlate Colours		Duracoat® Colours	Concrete Colours		
					Graphite	Lakeland Green	Antique Slate	Terracotta Red	Dark Grey	
Ventilation										
BritSlate Countess concealed slate ventilator ^{2 3}		6070	-	-	+	161	160			
BritSlate Countess concealed slate ventilator with pipe adaptor ^{2 4}		2454	+	1768	+	55	53			
BritSlate Duchess concealed slate ventilator ^{2 3}		6070	-	-	+	164	163			
BritSlate Duchess concealed slate ventilator with pipe adaptor ^{2 3}		2454	+	1868	+	55	53			
Legged angle Duracoat® concealed air vent ridge ³	457mm	2451	+	8471	+			38		
Legged angle concrete concealed air vent ridge ³	457mm	2451	+	8471	+				11	14
Eaves Ventilation										
Eaves ventilation pack 10mm	6m	6030	+	017	-					
Eaves ventilation pack 25mm	6m	6030	+	018	-					
Top Abutment Ventilation										
Top Abutment Ventilator	2.7m	2452	+	939001	-					
Vapour Permeable Membrane										
Sandtoft VPM Classic 20 per pallet	1.0 x 50m (50m ²)	6100	+	007	-					
Sandtoft VPM Super 20 per pallet	1.5 x 50m (75m ²)	6100	+	028	-					
Sandtoft VPM Classic Taped 140gms/m ²	1.0x50m(50m ²)	6100	+	037	-					
Underlay support tray (10 per pack)	1500mm	6030	+	000	-					
Ventilation Accessories										
Concealed slate ventilator pipe adaptor		6070	+	377	-					
Concealed air vent ridge pipe adaptor		6070	+	111	-					
Flexible pipe 100/100		6070	+	128	-					
Flexible pipe 100/82		6070	+	398	-					

¹ Please state roof pitch when ordering.

² Concealed tile ventilators must not be used on roof pitches below 22.5°.

³ Requires pipe adaptor and flexible pipe for connection to soil or mechanical extraction.

⁴ Requires flexible pipe for connection to soil or mechanical extraction.

* Refer to full technical specification for minimum pitch. If used below 22.5° please follow low pitch installation guide.

For Duracoat® Ridges please see page 113

For Concrete Ridges please see page 105

RIVIUS IS ROOFING REIMAGINED.



The appearance of natural slate.
The benefits of interlocking clay.

Introducing Rivius, a large format interlocking clay tile with a premium slate finish entirely unique to the market. The range is free to access in BIM format, available in two colours and 50% more cost-effective than natural slate. So next time you're about to specify slate, stop - it's time for change.

www.wienerberger.co.uk/roof

0844 9395 900

sandtoftorders@wienerberger.com

#RoofingReimagined @WienerbergerUK


Wienerberger



BALMORAL[®] SLATE

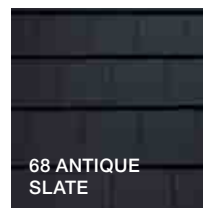
New Generation interlocking clay slate with an authentic slate appearance thanks to a riven surface, dressed edges and colour permanent ceramic finish.



TECHNICAL DATA

Minimum roof pitch	22.5°
Headlap (minimum)	75mm
Headlap (maximum)	120mm
Batten spacing at max. gauge	255mm
Batten spacing at min. gauge	210mm
Size of slate	330 x 226mm
Covering capacity at max. gauge	20.5 slates per m ²
Cover width	191mm
Profile depth	16mm
Hanging length	300mm
Quantity per pallet	480
Battens per m ²	3.9 m
Batten size	
Up to 450mm rafter centres	38 x 25mm
Up to 600mm rafter centres	50 x 25mm
Nail size/type for slates	45 x 3.35mm aluminium ring shank clout head
Nail size/type for metal slate clips	55 x 3.35mm aluminium ring shank clout head

COLOURS - SANDFACED




68 ANTIQUE
SLATE

Unless otherwise stated, data is based on tiles laid at minimum headlap.
Please go to www.roofspec.co.uk to generate your own quantity estimate and roof specification.



BALMORAL®

SLATE



Min pitch*	22.5°
Qty per pallet	480

Code suffix/Colour code

Clay Colours Duracoat® Colours

Balmoral	Size/Qty	Code Prefix		Code		Code suffix/Colour code				
						Antique Slate	Heather	Antique Slate	Natural Red	Heather
Slates and Fittings										
Balmoral slate (per 1000)	330 x 226mm	2453	+	6101	+	68	63			
LH verge slate	360 per pallet	2453	+	6102	+	68	63			
LH slate-and-a-half	240 per pallet	2453	+	6112	+	68	63			
RH slate-and-a-half	210 per pallet	2453	+	6113	+	68	63			
Slate clip	100 per bag	2451	+	618000	-					
Eaves clip	100 per bag	2451	+	618200	-					
Verge clip	100 per bag	6060	+	135	-					
Slate nails: aluminium ring shank clout head 45 x 3.35mm	850 per kg	6060	+	122	-					
Metal clip nails: aluminium ring shank clout head 55 x 3.35mm		6060	+	124	-					
Duracoat® Ridges (for ridges and other profiles see page 53)										
Legged angle Duracoat® ridge	457mm / 96 per pallet	2452	+	8450	+			38	35	37
Legged angle Duracoat® security ridge	457mm / 96 per pallet	2452	+	8455	+			38	35	37
Legged angle Duracoat® ridge with block end	457mm	2452	+	8353	+			38	35	37
Legged angle Duracoat® ridge with gable stop end	457mm	2452	+	84	+			9033	9032	
Legged angle Duracoat® hip starter ridge	370mm	2452	+	8463	+			38	35	37
Legged angle Duracoat® mono ridge	457mm / 40 per pallet	2451	+	8456	+			38	35	37
Legged angle Duracoat® mono ridge with block end LH	457mm	2451	+	84	+			9026	9025	37
Legged angle Duracoat® mono ridge with block end RH	457mm	2451	+	84	+			9029	9037	37
Legged angle ridge/hip junction (17.5° to 34°)	each	6000	-	-	+			134		
Legged angle ridge/hip junction (35° to 50°)	each	6000	-	-	+			143		
Roofing Systems										
Dry Roofing (to suit Duracoat® ridge)										
Profile Ridge system - Legged angle	2.7m	2452	+	847600	-					
Roll Ridge system - Legged angle	5m	2452	+	847500	-					
Profile Mono Ridge system - Legged angle	2.7m	2452	+	849053	-					
Roll Hip system - Legged angle (excl. hip tray)	5m	2452	+	847700	-					
Hip tray	1m	6000	+	112	-					
Dry Verge System										
MF dry verge unit (suits left & right hand verges)	50 per box	6040	-	-	+			023		
MF eaves closure (suits left & right hand verges)	150 per box	6040	+	029	-					
MF ridge closure comb		6040	+	028	-					
LA Duracoat® ridge end cap		6040	-	-	+	016				
Side Abutment										
LH Abutment soaker medium format	each	6000	+	161	-					
RH Abutment soaker medium format	each	6000	+	164	-					
Ventilation										
Concealed slate ventilator ^{1 2}		6070	+	155	+					
Concealed slate ventilator with pipe adaptor ^{1 3}		2453	+	6168	+	68				
Legged angle Duracoat® concealed air vent ridge ²	457mm	2451	+	8471	+			38	35	
Eaves Ventilation										
Eaves ventilation pack 10mm	6m	6030	+	017	-					
Eaves ventilation pack 25mm	6m	6030	+	018	-					
Top Abutment Ventilation										
Top abutment ventilator	2.7m	2452	+	939000	-					
Vapour Permeable Membrane										
Sandtoft VPM Classic 20 per pallet	1.0 x 50m (50m ²)	6100	+	007	-					
Sandtoft VPM Super 20 per pallet	1.5 x 50m (75m ²)	6100	+	028	-					
Sandtoft VPM Classic Taped 140gms/m ²	1.0x50m(50m ²)	6100	+	037	-					
Underlay support tray (10 per pack)	1500mm	6030	+	000	-					
Ventilation Accessories										
Concealed slate ventilator pipe adaptor		6070	+	377	-					
Concealed air vent ridge pipe adaptor		6070	+	111	-					
Flexible pipe 100/100		6070	+	128	-					
Flexible pipe 100/82		6070	+	398	-					

¹ Supplied as a 2-Slate unit.

² Requires pipe adaptor and flexible pipe for connection to soil or mechanical extraction.

³ Requires flexible pipe for connection to soil or mechanical extraction.



NEW RIVIUS® LARGE FORMAT SLATE

Featuring a riven surface and dressed edges with a colour permanent ceramic finish, this large format interlocking slate offers significant cost savings over double lap slate products.



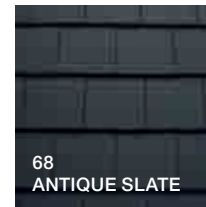

TECHNICAL DATA

Minimum roof pitch	22.5°
Headlap (minimum)	75mm
Headlap (maximum)	120mm
Batten spacing at max. gauge	343mm
Batten spacing at min. gauge	298mm
Size of slate	418 x 335mm
Covering capacity at max. gauge	9.5 slates per m ²
Cover width	307mm
Profile depth	16mm
Hanging length	390mm
Quantity per pallet	240
Battens per m ²	2.9 m
Batten size	
Up to 450mm rafter centres	38 x 25mm
Up to 600mm rafter centres	50 x 25mm
Nail size/type for slates	45 x 3.35mm aluminium ring shank clout head
Nail size/type for metal slate clips	55 x 3.35mm aluminium ring shank clout head

Unless otherwise stated, data is based on tiles laid at minimum headlap. Please go to www.roofspec.co.uk to generate your own quantity estimate and roof specification.

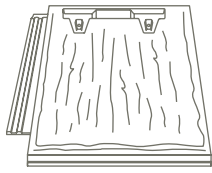
For a copy of A Guide to Plain Tiling – Including Vertical Tiling, by the Roof Tile Association, visit www.clayroof.co.uk.

COLOURS – SANDFACED



NEW RIVIUS®

LARGE FORMAT SLATE



Min pitch*	22.5°
Qty per pallet	240

Code suffix/Colour code

Clay Colours Duracoat® Colours

Antique Slate	Heather	Antique Slate	Natural Red	Heather
---------------	---------	---------------	-------------	---------

New Rivius Slate	Size/Qty	Code Prefix		Code		Antique Slate	Heather	Antique Slate	Natural Red	Heather
Slates and Fittings										
New Rivius slate (per 1000)	418 x 335mm	2453	+	5901	+	68	63			
LH verge slate	240 per pallet	2453	+	5902	+	68	63			
LH half slate	400 per pallet	2453	+	5904	+	68	63			
RH half slate	320 per pallet	2453	+	5905	+	68	63			
Slate clip	100 per bag	2451	+	598000	-					
Eaves clip	100 per bag	2451	+	598200	-					
Verge clip	100 per bag	6060	+	299	-					
Slate nails: aluminium ring shank clout head 45 x 3.35mm	850 per kg	6060	+	122	-					
Clip nails: aluminium ring shank clout head 55 x 3.35mm	710 per kg	6060	+	124	-					
Duracoat® Ridges										
(for ridges and other profiles see page 53)										
Legged angle Duracoat® ridge	457mm / 96 per pallet	2452	+	8450	+			38	35	37
Legged angle Duracoat® security ridge	457mm / 96 per pallet	2452	+	8455	+			38	35	37
Legged angle Duracoat® ridge with block end	457mm	2452	+	8353	+			38	35	37
Legged angle Duracoat® ridge with gable stop end	457mm	2452	+	84	+			9033	9032	
Legged angle Duracoat® hip starter ridge	370mm	2452	+	8463	+			38	35	37
Legged angle Duracoat® mono ridge	457mm / 40 per pallet	2451	+	8456	+			38	35	37
Legged angle Duracoat® mono ridge with block end LH	457mm	2451	+	84	+			9026	9025	37
Legged angle Duracoat® mono ridge with block end RH	457mm	2451	+	84	+			9029	9028	37
Legged angle ridge/hip junction (17.5° to 34°)	each	6000	-	-	+	134				
Legged angle ridge/hip junction (35° to 50°)	each	6000	-	-	+	143				
Roofing Systems										
Dry Roofing (to suit Duracoat® ridge)										
Profile Ridge system - Legged angle	2.7m	2452	+	847600	-					
Roll Ridge system - Legged angle	5m	2452	+	847500	-					
Profile Mono Ridge system - Legged angle	2.7m	2452	+	849053	-					
Roll Hip system - Legged angle (excl. hip tray)	5m	2452	+	847700	-					
Hip tray	1m	6000	+	112	-					
Dry Verge System										
TLE dry verge unit LH	each	6040	-	-	+	079				
TLE dry verge unit RH	each	6040	-	-	+	080				
TLE Eaves closures unit (suits LH & RH verges)		6040	-	-	+	087				
TLE ridge closure comb (for use with ridge block ends)		6040	+	019	+	TBC				
LA Duracoat® ridge end cap		6040	-	-	+	016				
Side Abutment										
LH Abutment soaker TLE	each	6000	-	159	-					
RH Abutment soaker TLE	each	6000	-	162	-					
Ventilation										
Concealed Slate ventilator ¹		6070	-	-	+	605	455			
Concealed Slate ventilator with pipe adaptor ²		2453	+	5968	+		63			
Cowl ventilator ²		2453	+	5966	+	68	63			
Legged angle Duracoat® concealed air vent ridge ¹	457mm	2451	+	8471	+			38	37	
Eaves Ventilation										
Eaves ventilation pack 10mm	6m	6030	+	017	-					
Eaves ventilation pack 25mm	6m	6030	+	018	-					
Top Abutment Ventilation										
Top Abutment Ventilator	2.7m	2452	+	939000	-					
Vapour Permeable Membrane										
Sandtoft VPM Classic 20 per pallet	1.0 x 50m (50m ²)	6100	+	007	-					
Sandtoft VPM Super 20 per pallet	1.5 x 50m (75m ²)	6100	+	028	-					
Sandtoft VPM Classic Taped 140gms/m ²	1.0x50m (50m ²)	6100	+	037	-					
Underlay support tray (10 per pack)	1500mm	6030	+	000	-					
Ventilation Accessories										
Concealed Slate ventilator pipe adaptor		6070	+	377	-					
Concealed air vent ridge pipe adaptor		6070	+	111	-					
Flexible pipe 100/100		6070	+	128	-					
Flexible pipe 100/82		6070	+	398	-					

¹ Requires pipe adaptor and flexible pipe for connection to soil or mechanical extraction.


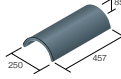
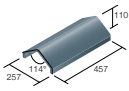
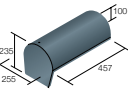
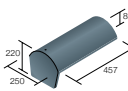
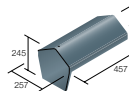
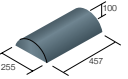
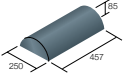
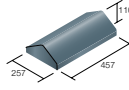
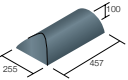
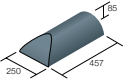
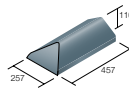
² Requires flexible pipe for connection to soil or mechanical extraction.

ACCESSORIES

						Code suffix/Colour code					
						Light Grey	Brown	Terracotta Red	Rustic	Dark Grey	Dark Heather
01 Ridge and hip	Size/Qty	Code Prefix		Code							
Multiversal ridge & hip system (40 boxes per pallet)	5m	2452	+	937800	-						
Hip tray	1m	6000	+	112	-						
Top & tail clips to suit standard tiles (20 per bag)	sufficient 5m hip	2451	+	939884	-						
Top & tail clips to suit thin leading edge tiles (20 per bag)	sufficient 5m hip	2451	+	939885	-						
Bedded Ridge Fixing Kit*		6000	+	175	-						
Baby roll and hip ridge black	5m	2452	+	879903	-						
Baby roll and hip ridge red	5m	2452	+	879904	-						
*This comprises sufficient screws, washers, plates and batten straps for 300mm long ridge tiles in a 5m length of ridge or hip. Suitable for projects where a dry fix ridge or hip system is not appropriate; for example traditionally bedded clay plain tiles or pantiles.											
02 Dry verge system (to suit LF standard leading edge tiles)	Qty	Code Prefix		Code							
Multiverge unit LH	42 per box	6040	-	-	+	038	036	037	037	038	036
Multiverge unit RH	42 per box	6040	-	-	+	044	042	043	043	044	042
Multiverge eaves closure unit (suits LH & RH verges)		6040	-	-	+	031	049	048	048	031	049
Multiverge ridge closure comb (for use with ridge block end)		6040	+	035	-						
03 Eaves ventilation	Size/Qty	Code Prefix		Code							
Eaves ventilation pack 10mm	6m	6030	+	017	-						
Eaves ventilation pack 25mm	6m	6030	+	018	-						
						Code suffix/Colour code					
						Red	Grey	Black			
04 Vapour permeable underlay	Size/Qty	Code Prefix		Code							
Sandtoft VPM Classic 142gms/m ²	1.0 x 50m (50m ²)	6100	+	007	-						
Sandtoft VPM Super 160gms/m ²	1.5 x 50m (75m ²)	6100	+	028	-						
Sandtoft VPM Classic Taped 140gms/m ²	1.0 x 50m (50m ²)	6100	+	037	-						
Underlay support tray 1500mm (10 per pack)	per pack	6030	+	000	-						
Nail tape - Butyl (6 per box)	50mm x 30m	6180	+	010	-						
Multi-Tape (10 per box)	60mm x 25m	6180	+	006	-						
Multi-Tape Double (16 per box)	38mm x 50m	6180	+	008	-						
05 Flashing system	Size/Qty	Code Prefix		Code							
Koraflex 320mm	5m	6010	-	-	+	012	014	013			
Koraflex 450mm	5m	6010	-	-	+	017	016	018			
Koraflex Plus 320mm	5m	6010	-	-	+	040	042	041			
Koraflex Plus 450mm	5m	6010	-	-	+	054	056	055			
Individual side abutment soaker LH (to suit large format SLE flat interlocking tiles)	each	6000	+	160	-						
Individual side abutment soaker RH (to suit large format SLE flat interlocking tiles)	each	6000	+	163	-						
Individual side abutment soaker LH (to suit large format TLE flat interlocking tiles)	each	6000	+	159	-						
Individual side abutment soaker RH (to suit large format TLE flat interlocking tiles)	each	6000	+	162	-						
Individual side abutment soaker LH (to suit medium format TLE flat interlocking tiles)	each	6000	+	161	-						
Individual side abutment soaker RH (to suit medium format TLE flat interlocking tiles)	each	6000	+	164	-						
Side abutment secret gutter	3m	6000	+	165	-						
Valley	Size/Qty	Code Prefix		Code							
Fibreglass valley trough (for tiles)	3m	6020	+	013	-						
Mortarless valley trough: 80mm upstand to suit flat & low profile tiles	3m	6020	+	015	-						
Mortarless valley trough: 105mm upstand to suit all profile tiles	3m	6020	+	011	-						
Mortarless valley eaves 80mm	each	6020	+	032	-						
Mortarless valley eaves 105mm	each	6020	+	033	-						
Top & tail clips to suit standard tiles (20 per bag)	sufficient 5m valley	2451	+	939884	-						
Top & tail clips to suit thin leading edge tiles (20 per bag)	sufficient 5m valley	2451	+	939885	-						
Bonding gutter	Size/Qty	Code Prefix		Code							
Mortarless bonding gutter: 70mm upstand to suit flat & low profile tiles	3m	6020	+	018	-						
Mortarless bonding gutter: 100mm upstand to suit all profile tiles	3m	6020	+	016	-						
Mortarless bonding gutter eaves 70mm	each	6030	+	056	-						
Mortarless bonding gutter eaves 100mm	each	6030	+	057	-						
Mortarless bonding gutter ridge 70mm	each	6000	+	172	-						
Mortarless bonding gutter ridge 100mm	each	6000	+	173	-						
Multifix	Size/Qty	Code Prefix		Code							
Multifix adhesive (12 tubes per box)	290ml per tube	6180005	-	-	-						

RIDGES AND HIPS CONCRETE

† Please check colour availability at Ewhurst with customer support

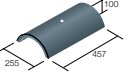
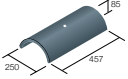
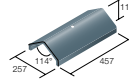
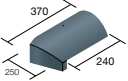
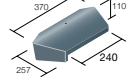
Half Round Concrete Ridges				Segmental Concrete Ridges				Legged Angle Concrete Ridges			
Half round ridge				Segmental ridge				Legged angle ridge			
	Size	Colour	Code		Size	Colour	Code		Size	Colour	Code
	457mm	Antique No2	2452835002		457mm	Antique No2	2452855002		457mm	Light Grey	2452845009
	457mm	Mottled Red	2452835003		457mm	Mottled Red	2452855003		457mm	Brown	2452845010
	457mm	Cornish Grey	2452835005		457mm	Cornish Grey	2452855005		457mm	Terracotta Red	2452845011
	457mm	Brindle	2452835006		457mm	Brindle	2452855006		457mm	Rustic	2452845012
	457mm	Sandown	2452835007		457mm	Sandown	2452855007		457mm	Dark Grey	2452845014
	457mm	Light Grey	2452835009		457mm	Light Grey	2452855009		457mm	Dark Heather	2452835015
	457mm	Brown	2452835010		457mm	Brown	2452855010		457mm	Charcoal	2452835018
	457mm	Terracotta Red	2452835011		457mm	Terracotta Red	2452855011				
	457mm	Rustic	2452835012		457mm	Rustic	2452855012				
	457mm	Dark Grey	2452835014		457mm	Dark Grey	2452855014				
	457mm	Dark Heather	2452835015		457mm	Dark Heather	2452855015				
	457mm	Charcoal	2452835018		457mm	Charcoal	2452855018				
Qty per pallet				Qty per pallet				Qty per pallet			
457mm	96			457mm	140			457mm	96		
Half round ridge with block end				Segmental ridge with block end				Legged angle ridge with block end			
	Size	Colour	Code		Size	Colour	Code		Size	Colour	Code
	457mm	Antique No2	2452835302		457mm	Antique No2	2452855302		457mm	Light Grey	2452845309
	457mm	Mottled Red	2452835303		457mm	Mottled Red	2452855303		457mm	Brown	2452845310
	457mm	Cornish Grey	2452835305		457mm	Cornish Grey	2452855305		457mm	Terracotta Red	2452845311
	457mm	Brindle	2452835306		457mm	Brindle	2452855306		457mm	Rustic	2452845312
	457mm	Sandown	2452835307		457mm	Sandown	2452855307		457mm	Dark Grey	2452845314
	457mm	Light Grey	2452835309		457mm	Light Grey	2452855309		457mm	Dark Heather	2452835315
	457mm	Brown	2452835310		457mm	Brown	2452855310		457mm	Charcoal	2452835318
	457mm	Terracotta Red	2452835311		457mm	Terracotta Red	2452855311				
	457mm	Rustic	2452835312		457mm	Rustic	2452855312				
	457mm	Dark Grey	2452835314		457mm	Dark Grey	2452855314				
	457mm	Dark Heather	2452835315		457mm	Dark Heather	2452855315				
	457mm	Charcoal	2452835318		457mm	Charcoal	2452855318				
Qty / pallet	20			Qty / pallet	20			Qty / pallet	20		
Half round ridge with gable stop end				Segmental ridge with gable stop end				Legged angle ridge with gable stop end			
	Size	Colour	Code		Size	Colour	Code		Size	Colour	Code
	457mm	Antique No2	2452839110		457mm	Antique No2	2452859014		457mm	Light Grey	2452849054
	457mm	Mottled Red	2452839111		457mm	Mottled Red	2452859038		457mm	Brown	2452849055
	457mm	Cornish Grey	2452839112		457mm	Cornish Grey	2452859039		457mm	Terracotta Red	2452849056
	457mm	Brindle	2452839113		457mm	Brindle	2452859040		457mm	Rustic	2452849057
	457mm	Sandown	2452839114		457mm	Sandown	2452859041		457mm	Dark Grey	2452849058
	457mm	Light Grey	2452839076		457mm	Light Grey	2452859015		457mm	Dark Heather	2452839079
	457mm	Brown	2452839077		457mm	Brown	2452859016		457mm	Charcoal	2452839080
	457mm	Terracotta Red	2452839078		457mm	Terracotta Red	2452859017				
	457mm	Rustic	2452839079		457mm	Rustic	2452859018				
	457mm	Dark Grey	2452839080		457mm	Dark Grey	2452859019				
					457mm	Dark Heather	2452859020				
					457mm	Charcoal	2452859022				
Qty / pallet				Qty / pallet				Qty / pallet			
Half round ridge with hip end ¹				Segmental ridge with hip end ¹				Legged angle ridge with hip end ¹			
	Size	Colour	Code		Size	Colour	Code		Size	Colour	Code
	457mm	Antique No2	2452839100		457mm	Antique No2	2452859042		457mm	Light Grey	2452849061
	457mm	Mottled Red	2452839116		457mm	Mottled Red	2452859043		457mm	Brown	2452849062
	457mm	Cornish Grey	2452839117		457mm	Cornish Grey	2452859044		457mm	Terracotta Red	2452849063
	457mm	Brindle	2452839118		457mm	Brindle	2452859045		457mm	Rustic	2452849064
	457mm	Sandown	2452839119		457mm	Sandown	2452859046		457mm	Dark Grey	2452849065
	457mm	Light Grey	2452839084		457mm	Light Grey	2452859023		457mm	Dark Heather	2452839089
	457mm	Brown	2452839085		457mm	Brown	2452859024		457mm	Charcoal	2452839091
	457mm	Terracotta Red	2452839086		457mm	Terracotta Red	2452859025				
	457mm	Rustic	2452839087		457mm	Rustic	2452859026				
	457mm	Dark Grey	2452839088		457mm	Dark Grey	2452859027				
	457mm	Dark Heather	2452839089		457mm	Dark Heather	2452859037				
	457mm	Charcoal	2452839091		457mm	Charcoal	2452859030				
Qty / pallet				Qty / pallet				Qty / pallet			

¹ Please state roof pitch when ordering.

RIDGES AND HIPS

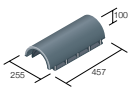

CONCRETE

† Please check colour availability at Ewhurst with customer support

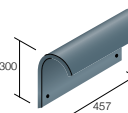
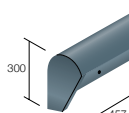
Half Round Concrete Ridges	Segmental Concrete Ridges	Legged Angle Concrete Ridges																																																																																																			
<p>Half round security ridge ²</p>  <table border="1"> <thead> <tr> <th>Size</th> <th>Colour</th> <th>Code</th> </tr> </thead> <tbody> <tr><td>457mm</td><td>Antique No2</td><td>2452835502</td></tr> <tr><td>457mm</td><td>Mottled Red</td><td>2452835503</td></tr> <tr><td>457mm</td><td>Cornish Grey</td><td>2452835505</td></tr> <tr><td>457mm</td><td>Brindle</td><td>2452835506</td></tr> <tr><td>457mm</td><td>Sandown</td><td>2452835507</td></tr> <tr><td>457mm</td><td>Light Grey</td><td>2452835509</td></tr> <tr><td>457mm</td><td>Brown</td><td>2452835510</td></tr> <tr><td>457mm</td><td>Terracotta Red</td><td>2452835511</td></tr> <tr><td>457mm</td><td>Rustic</td><td>2452835512</td></tr> <tr><td>457mm</td><td>Dark Grey</td><td>2452835514</td></tr> <tr><td>457mm</td><td>Dark Heather</td><td>2452835515</td></tr> <tr><td>457mm</td><td>Charcoal</td><td>2452835518</td></tr> </tbody> </table> <p>Qty / pallet 96</p>	Size	Colour	Code	457mm	Antique No2	2452835502	457mm	Mottled Red	2452835503	457mm	Cornish Grey	2452835505	457mm	Brindle	2452835506	457mm	Sandown	2452835507	457mm	Light Grey	2452835509	457mm	Brown	2452835510	457mm	Terracotta Red	2452835511	457mm	Rustic	2452835512	457mm	Dark Grey	2452835514	457mm	Dark Heather	2452835515	457mm	Charcoal	2452835518	<p>Segmental security ridge ²</p>  <table border="1"> <thead> <tr> <th>Size</th> <th>Colour</th> <th>Code</th> </tr> </thead> <tbody> <tr><td>457mm</td><td>Antique No 2</td><td>2452855502</td></tr> <tr><td>457mm</td><td>Mottled Red</td><td>2452855503</td></tr> <tr><td>457mm</td><td>Cornish Grey</td><td>2452855505</td></tr> <tr><td>457mm</td><td>Brindle</td><td>2452855506</td></tr> <tr><td>457mm</td><td>Sandown</td><td>2452855507</td></tr> <tr><td>457mm</td><td>Light Grey</td><td>2452855509</td></tr> <tr><td>457mm</td><td>Brown</td><td>2452855510</td></tr> <tr><td>457mm</td><td>Terracotta Red</td><td>2452855511</td></tr> <tr><td>457mm</td><td>Rustic</td><td>2452855512</td></tr> <tr><td>457mm</td><td>Dark Grey</td><td>2452855514</td></tr> <tr><td>457mm</td><td>Dark Heather</td><td>2452855515</td></tr> <tr><td>457mm</td><td>Charcoal</td><td>2452855518</td></tr> </tbody> </table> <p>Qty / pallet 140</p>	Size	Colour	Code	457mm	Antique No 2	2452855502	457mm	Mottled Red	2452855503	457mm	Cornish Grey	2452855505	457mm	Brindle	2452855506	457mm	Sandown	2452855507	457mm	Light Grey	2452855509	457mm	Brown	2452855510	457mm	Terracotta Red	2452855511	457mm	Rustic	2452855512	457mm	Dark Grey	2452855514	457mm	Dark Heather	2452855515	457mm	Charcoal	2452855518	<p>Legged angle security ridge ²</p>  <table border="1"> <thead> <tr> <th>Size</th> <th>Colour</th> <th>Code</th> </tr> </thead> <tbody> <tr><td>457mm</td><td>Light Grey</td><td>2452845509</td></tr> <tr><td>457mm</td><td>Brown</td><td>2452845510</td></tr> <tr><td>457mm</td><td>Terracotta Red</td><td>2452845511</td></tr> <tr><td>457mm</td><td>Rustic</td><td>2452845512</td></tr> <tr><td>457mm</td><td>Dark Grey</td><td>2452845514</td></tr> <tr><td>457mm</td><td>Buff</td><td>2452845520</td></tr> </tbody> </table> <p>Qty / pallet 96</p>	Size	Colour	Code	457mm	Light Grey	2452845509	457mm	Brown	2452845510	457mm	Terracotta Red	2452845511	457mm	Rustic	2452845512	457mm	Dark Grey	2452845514	457mm	Buff	2452845520
Size	Colour	Code																																																																																																			
457mm	Antique No2	2452835502																																																																																																			
457mm	Mottled Red	2452835503																																																																																																			
457mm	Cornish Grey	2452835505																																																																																																			
457mm	Brindle	2452835506																																																																																																			
457mm	Sandown	2452835507																																																																																																			
457mm	Light Grey	2452835509																																																																																																			
457mm	Brown	2452835510																																																																																																			
457mm	Terracotta Red	2452835511																																																																																																			
457mm	Rustic	2452835512																																																																																																			
457mm	Dark Grey	2452835514																																																																																																			
457mm	Dark Heather	2452835515																																																																																																			
457mm	Charcoal	2452835518																																																																																																			
Size	Colour	Code																																																																																																			
457mm	Antique No 2	2452855502																																																																																																			
457mm	Mottled Red	2452855503																																																																																																			
457mm	Cornish Grey	2452855505																																																																																																			
457mm	Brindle	2452855506																																																																																																			
457mm	Sandown	2452855507																																																																																																			
457mm	Light Grey	2452855509																																																																																																			
457mm	Brown	2452855510																																																																																																			
457mm	Terracotta Red	2452855511																																																																																																			
457mm	Rustic	2452855512																																																																																																			
457mm	Dark Grey	2452855514																																																																																																			
457mm	Dark Heather	2452855515																																																																																																			
457mm	Charcoal	2452855518																																																																																																			
Size	Colour	Code																																																																																																			
457mm	Light Grey	2452845509																																																																																																			
457mm	Brown	2452845510																																																																																																			
457mm	Terracotta Red	2452845511																																																																																																			
457mm	Rustic	2452845512																																																																																																			
457mm	Dark Grey	2452845514																																																																																																			
457mm	Buff	2452845520																																																																																																			
	<p>Segmental hip starter ridge</p>  <table border="1"> <thead> <tr> <th>Size</th> <th>Colour</th> <th>Code</th> </tr> </thead> <tbody> <tr><td>370mm</td><td>Antique No2</td><td>2452856302</td></tr> <tr><td>370mm</td><td>Mottled Red</td><td>2452856303</td></tr> <tr><td>370mm</td><td>Cornish Grey</td><td>2452856305</td></tr> <tr><td>370mm</td><td>Brindle</td><td>2452856306</td></tr> <tr><td>370mm</td><td>Sandown</td><td>2452856307</td></tr> <tr><td>370mm</td><td>Light Grey</td><td>2452856309</td></tr> <tr><td>370mm</td><td>Brown</td><td>2452856310</td></tr> <tr><td>370mm</td><td>Terracotta Red</td><td>2452856311</td></tr> <tr><td>370mm</td><td>Rustic</td><td>2452856312</td></tr> <tr><td>370mm</td><td>Dark Grey</td><td>2452856314</td></tr> <tr><td>370mm</td><td>Dark Heather</td><td>2452856315</td></tr> <tr><td>370mm</td><td>Charcoal</td><td>2452856318</td></tr> </tbody> </table> <p>Price £27.04</p> <p>Qty / pallet 24</p>	Size	Colour	Code	370mm	Antique No2	2452856302	370mm	Mottled Red	2452856303	370mm	Cornish Grey	2452856305	370mm	Brindle	2452856306	370mm	Sandown	2452856307	370mm	Light Grey	2452856309	370mm	Brown	2452856310	370mm	Terracotta Red	2452856311	370mm	Rustic	2452856312	370mm	Dark Grey	2452856314	370mm	Dark Heather	2452856315	370mm	Charcoal	2452856318	<p>Legged angle hip starter ridge</p>  <table border="1"> <thead> <tr> <th>Size</th> <th>Colour</th> <th>Code</th> </tr> </thead> <tbody> <tr><td>370mm</td><td>Light Grey</td><td>2452846309</td></tr> <tr><td>370mm</td><td>Brown</td><td>2452846310</td></tr> <tr><td>370mm</td><td>Terracotta Red</td><td>2452846311</td></tr> <tr><td>370mm</td><td>Rustic</td><td>2452846312</td></tr> <tr><td>370mm</td><td>Dark Grey</td><td>2452846314</td></tr> <tr><td>370mm</td><td>Buff</td><td>2452846320</td></tr> </tbody> </table> <p>Price £27.04</p> <p>Qty / pallet 24</p>	Size	Colour	Code	370mm	Light Grey	2452846309	370mm	Brown	2452846310	370mm	Terracotta Red	2452846311	370mm	Rustic	2452846312	370mm	Dark Grey	2452846314	370mm	Buff	2452846320																																							
Size	Colour	Code																																																																																																			
370mm	Antique No2	2452856302																																																																																																			
370mm	Mottled Red	2452856303																																																																																																			
370mm	Cornish Grey	2452856305																																																																																																			
370mm	Brindle	2452856306																																																																																																			
370mm	Sandown	2452856307																																																																																																			
370mm	Light Grey	2452856309																																																																																																			
370mm	Brown	2452856310																																																																																																			
370mm	Terracotta Red	2452856311																																																																																																			
370mm	Rustic	2452856312																																																																																																			
370mm	Dark Grey	2452856314																																																																																																			
370mm	Dark Heather	2452856315																																																																																																			
370mm	Charcoal	2452856318																																																																																																			
Size	Colour	Code																																																																																																			
370mm	Light Grey	2452846309																																																																																																			
370mm	Brown	2452846310																																																																																																			
370mm	Terracotta Red	2452846311																																																																																																			
370mm	Rustic	2452846312																																																																																																			
370mm	Dark Grey	2452846314																																																																																																			
370mm	Buff	2452846320																																																																																																			

² Please note - Security fixing packs are no longer available.

RIDGES AND HIPS/SPECIALIST RIDGES CONCRETE

Half Round Concrete Ridge			Legged Angle Concrete Ridge																										
Half round concealed air vent ridge ¹			Legged angle concealed air vent ridge ¹																										
	Size	Colour	Code		<table border="1"> <thead> <tr> <th>Size</th> <th>Colour</th> <th>Code</th> </tr> </thead> <tbody> <tr><td>457mm</td><td>Light Grey</td><td>2451847109</td></tr> <tr><td>457mm</td><td>Brown</td><td>2451847110</td></tr> <tr><td>457mm</td><td>Terracotta Red</td><td>2451847111</td></tr> <tr><td>457mm</td><td>Rustic</td><td>2451847112</td></tr> <tr><td>457mm</td><td>Dark Grey</td><td>2451847114</td></tr> <tr><td>457mm</td><td>Dark Heather</td><td>2451847115</td></tr> <tr><td>457mm</td><td>Charcoal</td><td>2451847120</td></tr> </tbody> </table>	Size	Colour	Code	457mm	Light Grey	2451847109	457mm	Brown	2451847110	457mm	Terracotta Red	2451847111	457mm	Rustic	2451847112	457mm	Dark Grey	2451847114	457mm	Dark Heather	2451847115	457mm	Charcoal	2451847120
	Size	Colour	Code																										
	457mm	Light Grey	2451847109																										
	457mm	Brown	2451847110																										
	457mm	Terracotta Red	2451847111																										
	457mm	Rustic	2451847112																										
	457mm	Dark Grey	2451847114																										
	457mm	Dark Heather	2451847115																										
	457mm	Charcoal	2451847120																										
	457mm	Antique No2	2452837102																										
	457mm	Mottled Red	2452837103																										
	457mm	Cornish Grey	2452837105																										
	457mm	Brindle	2452837106																										
	457mm	Sandown	2452837107																										
457mm	Light Grey	2452837109																											
457mm	Brown	2452837110																											
457mm	Terracotta Red	2452837111																											
457mm	Rustic	2452837112																											
457mm	Dark Grey	2452837114																											
457mm	Dark Heather	2452837115																											
457mm	Charcoal	2452837118																											

¹ Requires pipe adaptor and flexible pipe for connection to soil or mechanical extraction.

Mono Concrete Ridges			Mono Concrete Ridges																																																																																
Half round mono ridge			Half round mono ridge with block end																																																																																
	Size	Colour	Code		<table border="1"> <thead> <tr> <th>Size</th> <th>Colour</th> <th>Code</th> <th>Size</th> <th>Colour</th> <th>Code</th> </tr> </thead> <tbody> <tr><td>LH 457mm</td><td>Antique No2</td><td>2451839048</td><td>RH 457mm</td><td>Antique No2</td><td>2451839061</td></tr> <tr><td>LH 457mm</td><td>Mottled Red</td><td>2451839049</td><td>RH 457mm</td><td>Mottled Red</td><td>2451839062</td></tr> <tr><td>LH 457mm</td><td>Cornish Grey</td><td>2451839050</td><td>RH 457mm</td><td>Cornish Grey</td><td>2451839063</td></tr> <tr><td>LH 457mm</td><td>Brindle</td><td>2451839051</td><td>RH 457mm</td><td>Brindle</td><td>2451839064</td></tr> <tr><td>LH 457mm</td><td>Sandown</td><td>2451839060</td><td>RH 457mm</td><td>Sandown</td><td>2451839073</td></tr> <tr><td>LH 457mm</td><td>Light Grey</td><td>2451839052</td><td>RH 457mm</td><td>Light Grey</td><td>2451839065</td></tr> <tr><td>LH 457mm</td><td>Brown</td><td>2451839053</td><td>RH 457mm</td><td>Brown</td><td>2451839066</td></tr> <tr><td>LH 457mm</td><td>Terracotta Red</td><td>2451839054</td><td>RH 457mm</td><td>Terracotta Red</td><td>2451839067</td></tr> <tr><td>LH 457mm</td><td>Rustic</td><td>2451839055</td><td>RH 457mm</td><td>Rustic</td><td>2451839068</td></tr> <tr><td>LH 457mm</td><td>Dark Grey</td><td>2451839056</td><td>RH 457mm</td><td>Dark Grey</td><td>2451839069</td></tr> <tr><td>LH 457mm</td><td>Dark Heather</td><td>2451839057</td><td>RH 457mm</td><td>Dark Heather</td><td>2451839070</td></tr> <tr><td>LH 457mm</td><td>Charcoal</td><td>2451839059</td><td>RH 457mm</td><td>Charcoal</td><td>2451839072</td></tr> </tbody> </table>	Size	Colour	Code	Size	Colour	Code	LH 457mm	Antique No2	2451839048	RH 457mm	Antique No2	2451839061	LH 457mm	Mottled Red	2451839049	RH 457mm	Mottled Red	2451839062	LH 457mm	Cornish Grey	2451839050	RH 457mm	Cornish Grey	2451839063	LH 457mm	Brindle	2451839051	RH 457mm	Brindle	2451839064	LH 457mm	Sandown	2451839060	RH 457mm	Sandown	2451839073	LH 457mm	Light Grey	2451839052	RH 457mm	Light Grey	2451839065	LH 457mm	Brown	2451839053	RH 457mm	Brown	2451839066	LH 457mm	Terracotta Red	2451839054	RH 457mm	Terracotta Red	2451839067	LH 457mm	Rustic	2451839055	RH 457mm	Rustic	2451839068	LH 457mm	Dark Grey	2451839056	RH 457mm	Dark Grey	2451839069	LH 457mm	Dark Heather	2451839057	RH 457mm	Dark Heather	2451839070	LH 457mm	Charcoal	2451839059	RH 457mm	Charcoal	2451839072
	Size	Colour	Code			Size	Colour	Code																																																																											
	LH 457mm	Antique No2	2451839048			RH 457mm	Antique No2	2451839061																																																																											
	LH 457mm	Mottled Red	2451839049			RH 457mm	Mottled Red	2451839062																																																																											
	LH 457mm	Cornish Grey	2451839050			RH 457mm	Cornish Grey	2451839063																																																																											
	LH 457mm	Brindle	2451839051			RH 457mm	Brindle	2451839064																																																																											
	LH 457mm	Sandown	2451839060			RH 457mm	Sandown	2451839073																																																																											
	LH 457mm	Light Grey	2451839052			RH 457mm	Light Grey	2451839065																																																																											
	LH 457mm	Brown	2451839053			RH 457mm	Brown	2451839066																																																																											
	LH 457mm	Terracotta Red	2451839054			RH 457mm	Terracotta Red	2451839067																																																																											
	LH 457mm	Rustic	2451839055			RH 457mm	Rustic	2451839068																																																																											
	LH 457mm	Dark Grey	2451839056			RH 457mm	Dark Grey	2451839069																																																																											
	LH 457mm	Dark Heather	2451839057			RH 457mm	Dark Heather	2451839070																																																																											
	LH 457mm	Charcoal	2451839059			RH 457mm	Charcoal	2451839072																																																																											
457mm	Antique No2	2451835602																																																																																	
457mm	Mottled Red	2451835603																																																																																	
457mm	Cornish Grey	2451835605																																																																																	
457mm	Brindle	2451835606																																																																																	
457mm	Sandown	2451835607																																																																																	
457mm	Light Grey	2451835609																																																																																	
457mm	Brown	2451835610																																																																																	
457mm	Terracotta Red	2451835611																																																																																	
457mm	Rustic	2451835612																																																																																	
457mm	Dark Grey	2451835614																																																																																	
457mm	Dark Heather	2451835615																																																																																	
457mm	Charcoal	2451835618																																																																																	

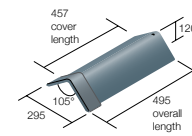
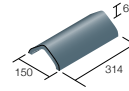
Qty per pallet
457mm 40

(LH pictured)

Qty per pallet
457mm 40

(LH pictured)

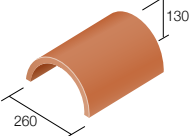
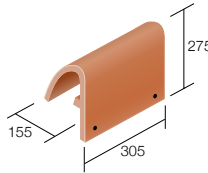
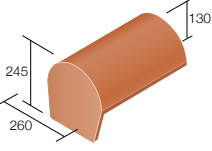
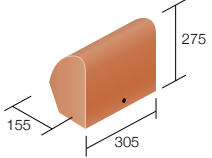
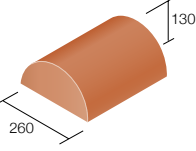
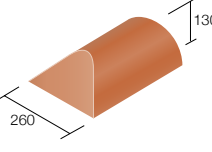
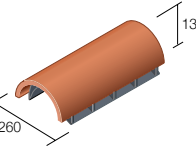
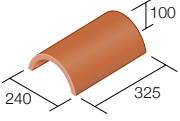
† Please check colour availability at Ewhurst with Customer Support

Specialist Ridges			
Capped angle ridge 105°			
	Size	Colour	Code
	457mm	Light Grey	2451825009
	457mm	Brown	2451825010
	457mm	Terracotta Red	2451825011
	457mm	Rustic	2451825012
	457mm	Dark Grey	2451825014
Qty per pallet 457mm 64			
Baby ridge			
	Size	Colour	Code
	314mm	Antique No2	2451875002
	314mm	Mottled Red	2451875003
	314mm	Cornish Grey	2451875005
	314mm	Brindle	2451875006
	314mm	Sandown	2451875007
	314mm	Light Grey	2451875009
	314mm	Brown	2451875010
	314mm	Terracotta	2451875011
	314mm	Rustic	2451875012
	314mm	Dark Grey	2451875014
314mm	Dark Heather	2451875015	
314mm	Charcoal	2451875018	
314mm	Buff	2451875020	
Qty per pallet 314mm 150			

RIDGES AND HIPS

CLAY

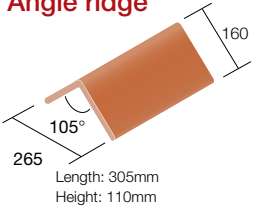
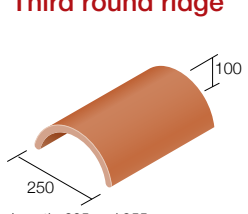
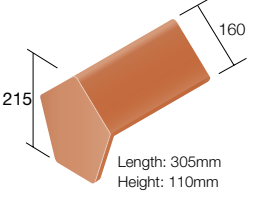
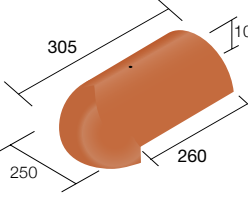
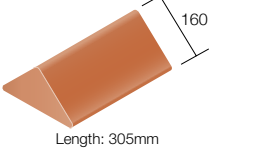
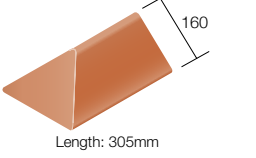
† Please check colour availability at Ewhurst with customer support

Half Round Clay Ridges						Half Round Mono Clay Ridges				
 <p>Length 305 and 355mm</p>	Half round ridge	Colour	Size	Code	Size	Code				
	Natural Red	305mm	2453775065	355mm	2453845065					
	Flanders	305mm	2453775066	355mm	2453845066					
	Antique Slate	305mm	2453775068	355mm	2453845068					
	Tuscan	305mm	2453775069	355mm	2452845069					
	Sussex Blend	305mm	2453775075	-	-					
	Bay Brown	305mm	2453775090	-	-					
	Dark Rusper	305mm	2453775091	-	-					
	Burnt Oak	305mm	2453775092	-	-					
	Light Rusper	305mm	2453775093	-	-					
Qty per pallet										
305mm	100									
355mm	66									
							Half round mono ridge	Size	Colour	Code
							305mm	Natural Red	2453775665	
							305mm	Flanders	2453775666	
							305mm	Antique Slate	2453775668	
							305mm	Tuscan	2453775669	
							305mm	Sussex Blend	2453775675	
							305mm	Bay Brown	2453775690	
							305mm	Dark Rusper	2453775691	
							305mm	Burnt Oak	2453775692	
							305mm	Light Rusper	2453775693	
							305mm	Dark Red	2453905696	
							305mm	Dark Chestnut	2453905697	
							305mm	Autumn Brown	2453909021	
							Qty per pallet			
							305mm	60		
Half round ridge with block end							Size	Colour	Code	
							305mm	Natural Red	2453775365	
							305mm	Flanders	2453775366	
							305mm	Antique Slate	2453775368	
							305mm	Tuscan	2453775369	
Half round mono ridge with block end							Size	Colour	Code	
							LH 305mm	Natural Red	2453779006	
							LH 305mm	Flanders	2453779007	
							LH 305mm	Antique Slate	2453779008	
							LH 305mm	Tuscan	2453779009	
Half round ridge with gable stop end							Size	Colour	Code	
							305mm	Natural Red	2453779016	
							305mm	Flanders	2453779017	
							305mm	Antique Slate	2453779018	
							305mm	Tuscan	2453779019	
Half round ridge with hip end							Size	Colour	Code	
							305mm	Natural Red	2453779020	
							305mm	Flanders	2453779021	
							305mm	Antique Slate	2453779022	
							305mm	Tuscan	2453779023	
Half round clay concealed air vent ridge 457mm							Size	Colour	Code	
							457mm	Natural Red	2453837165	
							457mm	Flanders	2453837166	
							457mm	Antique Slate	2453837168	
							457mm	Tuscan	2453837169	
							457mm	Sussex Blend	2453837175	
							457mm	Bay Brown	2453837190	
							457mm	Dark Rusper	2453837191	
							457mm	Burnt Oak	2453837192	
							457mm	Light Rusper	2453837193	
							457mm	Autumn Brown	2453837195	
							457mm	Dark Red	2453837196	
							457mm	Dark Chestnut	2453837197	
Koramic half round ridge 325mm								Colour	Code	
								Natural Red	12840595	
						Amarant		12840618		
						Rustic		12840622		
						Toscana		12840626		
						*Old Heather		12849827		
						*Old Rustic		12849829		
						*Old Weathered		12842249		
						Anthracite		12840609		
						Black Glazed		12840614		
						Braised Blue		12860496		
						Victorian Braised Blue		12860589		
						Victorian		12840630		
						Slate Matt Glazed		12840606		
						Wine Red Glazed		12840592		
						Cottage	12840630			
						Qty per pallet				
						325mm	220			
						*325mm	210			

RIDGES AND HIPS

CLAY

† Please check colour availability at Ewhurst with customer support

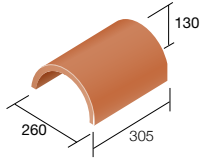
Angle Clay Ridges	Third Round Clay Ridges																																																																		
<p>Angle ridge</p>  <p>Length: 305mm Height: 110mm</p> <table border="1"> <thead> <tr> <th>Size</th> <th>Colour</th> <th>Code</th> </tr> </thead> <tbody> <tr> <td>305mm</td> <td>Natural Red</td> <td>2453755065</td> </tr> <tr> <td>305mm</td> <td>Flanders</td> <td>2453755066</td> </tr> <tr> <td>305mm</td> <td>Antique Slate</td> <td>2453755068</td> </tr> <tr> <td>305mm</td> <td>Tuscan</td> <td>2453755069</td> </tr> </tbody> </table> <p>Qty per pallet</p> <table border="1"> <tbody> <tr> <td>305mm</td> <td>170</td> </tr> </tbody> </table>	Size	Colour	Code	305mm	Natural Red	2453755065	305mm	Flanders	2453755066	305mm	Antique Slate	2453755068	305mm	Tuscan	2453755069	305mm	170	<p>Third round ridge</p>  <p>Length: 305 and 355mm</p> <table border="1"> <thead> <tr> <th>Size</th> <th>Colour</th> <th>Code</th> </tr> </thead> <tbody> <tr> <td>305mm</td> <td>Natural Red</td> <td>2453795065</td> </tr> <tr> <td>305mm</td> <td>Flanders</td> <td>2453795066</td> </tr> <tr> <td>305mm</td> <td>Antique Slate</td> <td>2453795068</td> </tr> <tr> <td>305mm</td> <td>Tuscan</td> <td>2453795069</td> </tr> <tr> <td>305mm</td> <td>Sussex Blend</td> <td>2453795075</td> </tr> <tr> <td>305mm</td> <td>Bay Brown</td> <td>3453795090</td> </tr> <tr> <td>305mm</td> <td>Dark Rusper</td> <td>3453795091</td> </tr> <tr> <td>305mm</td> <td>Burnt Oak</td> <td>3453795092</td> </tr> <tr> <td>305mm</td> <td>Light Rusper</td> <td>3453795093</td> </tr> </tbody> </table> <p>Qty per pallet</p> <table border="1"> <tbody> <tr> <td>305mm</td> <td>160</td> </tr> <tr> <td>355mm</td> <td>105</td> </tr> </tbody> </table> <table border="1"> <thead> <tr> <th>Size</th> <th>Colour</th> <th>Code</th> </tr> </thead> <tbody> <tr> <td>355mm</td> <td>Natural Red</td> <td>2453855065</td> </tr> <tr> <td>355mm</td> <td>Flanders</td> <td>2453855066</td> </tr> <tr> <td>355mm</td> <td>Antique Slate</td> <td>2453855068</td> </tr> <tr> <td>355mm</td> <td>Tuscan</td> <td>2453855069</td> </tr> </tbody> </table>	Size	Colour	Code	305mm	Natural Red	2453795065	305mm	Flanders	2453795066	305mm	Antique Slate	2453795068	305mm	Tuscan	2453795069	305mm	Sussex Blend	2453795075	305mm	Bay Brown	3453795090	305mm	Dark Rusper	3453795091	305mm	Burnt Oak	3453795092	305mm	Light Rusper	3453795093	305mm	160	355mm	105	Size	Colour	Code	355mm	Natural Red	2453855065	355mm	Flanders	2453855066	355mm	Antique Slate	2453855068	355mm	Tuscan	2453855069
Size	Colour	Code																																																																	
305mm	Natural Red	2453755065																																																																	
305mm	Flanders	2453755066																																																																	
305mm	Antique Slate	2453755068																																																																	
305mm	Tuscan	2453755069																																																																	
305mm	170																																																																		
Size	Colour	Code																																																																	
305mm	Natural Red	2453795065																																																																	
305mm	Flanders	2453795066																																																																	
305mm	Antique Slate	2453795068																																																																	
305mm	Tuscan	2453795069																																																																	
305mm	Sussex Blend	2453795075																																																																	
305mm	Bay Brown	3453795090																																																																	
305mm	Dark Rusper	3453795091																																																																	
305mm	Burnt Oak	3453795092																																																																	
305mm	Light Rusper	3453795093																																																																	
305mm	160																																																																		
355mm	105																																																																		
Size	Colour	Code																																																																	
355mm	Natural Red	2453855065																																																																	
355mm	Flanders	2453855066																																																																	
355mm	Antique Slate	2453855068																																																																	
355mm	Tuscan	2453855069																																																																	
<p>Angle ridge with block end</p>  <p>Length: 305mm Height: 110mm</p> <table border="1"> <thead> <tr> <th>Size</th> <th>Colour</th> <th>Code</th> </tr> </thead> <tbody> <tr> <td>305mm</td> <td>Natural Red</td> <td>2453755365</td> </tr> <tr> <td>305mm</td> <td>Flanders</td> <td>2453755366</td> </tr> <tr> <td>305mm</td> <td>Antique Slate</td> <td>2453755368</td> </tr> <tr> <td>305mm</td> <td>Tuscan</td> <td>2453755369</td> </tr> </tbody> </table>	Size	Colour	Code	305mm	Natural Red	2453755365	305mm	Flanders	2453755366	305mm	Antique Slate	2453755368	305mm	Tuscan	2453755369	<p>Third round hip starter ridge</p>  <table border="1"> <thead> <tr> <th>Size</th> <th>Colour</th> <th>Code</th> </tr> </thead> <tbody> <tr> <td>305mm</td> <td>Natural Red</td> <td>2453796365</td> </tr> <tr> <td>305mm</td> <td>Flanders</td> <td>2453796366</td> </tr> <tr> <td>305mm</td> <td>Antique Slate</td> <td>2453796368</td> </tr> <tr> <td>305mm</td> <td>Tuscan</td> <td>2453796369</td> </tr> </tbody> </table>	Size	Colour	Code	305mm	Natural Red	2453796365	305mm	Flanders	2453796366	305mm	Antique Slate	2453796368	305mm	Tuscan	2453796369																																				
Size	Colour	Code																																																																	
305mm	Natural Red	2453755365																																																																	
305mm	Flanders	2453755366																																																																	
305mm	Antique Slate	2453755368																																																																	
305mm	Tuscan	2453755369																																																																	
Size	Colour	Code																																																																	
305mm	Natural Red	2453796365																																																																	
305mm	Flanders	2453796366																																																																	
305mm	Antique Slate	2453796368																																																																	
305mm	Tuscan	2453796369																																																																	
<p>Angle ridge with gable stop end</p>  <p>Length: 305mm</p> <table border="1"> <thead> <tr> <th>Size</th> <th>Colour</th> <th>Code</th> </tr> </thead> <tbody> <tr> <td>305mm</td> <td>Natural Red</td> <td>2453759019</td> </tr> <tr> <td>305mm</td> <td>Flanders</td> <td>2453759020</td> </tr> <tr> <td>305mm</td> <td>Antique Slate</td> <td>2453759021</td> </tr> <tr> <td>305mm</td> <td>Tuscan</td> <td>2453759022</td> </tr> </tbody> </table>	Size	Colour	Code	305mm	Natural Red	2453759019	305mm	Flanders	2453759020	305mm	Antique Slate	2453759021	305mm	Tuscan	2453759022																																																				
Size	Colour	Code																																																																	
305mm	Natural Red	2453759019																																																																	
305mm	Flanders	2453759020																																																																	
305mm	Antique Slate	2453759021																																																																	
305mm	Tuscan	2453759022																																																																	
<p>Angle ridge with hip end</p>  <p>Length: 305mm</p> <table border="1"> <thead> <tr> <th>Size</th> <th>Colour</th> <th>Code</th> </tr> </thead> <tbody> <tr> <td>305mm</td> <td>Natural Red</td> <td>2453759025</td> </tr> <tr> <td>305mm</td> <td>Flanders</td> <td>2453759026</td> </tr> <tr> <td>305mm</td> <td>Antique Slate</td> <td>2453759027</td> </tr> <tr> <td>305mm</td> <td>Tuscan</td> <td>2453759028</td> </tr> </tbody> </table>	Size	Colour	Code	305mm	Natural Red	2453759025	305mm	Flanders	2453759026	305mm	Antique Slate	2453759027	305mm	Tuscan	2453759028																																																				
Size	Colour	Code																																																																	
305mm	Natural Red	2453759025																																																																	
305mm	Flanders	2453759026																																																																	
305mm	Antique Slate	2453759027																																																																	
305mm	Tuscan	2453759028																																																																	

SPECIALIST RIDGES AND HIPS

CLAY

† Please check colour availability at Ewhurst with customer support

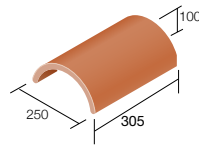
Half Round Sandfaced handmade ridge



Qty per pallet
305mm 100

Colour	Code
Dark Red	2453905096
Dark Chestnut	2453905097
Autumn Brown	2453905095

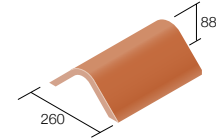
Third Round Sandfaced handmade ridge



Qty per pallet
305mm 160

Colour	Code
Dark Red	2453909018
Dark Chestnut	2453909019
Autumn Brown	2453909021

Hogsback sandfaced handmade ridge 305mm

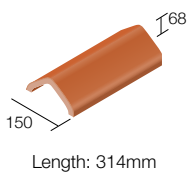


Length: 305mm

Qty per pallet
305mm 160

Colour	Code
Dark Red	2453909010
Dark Chestnut	2453909011
Autumn Brown	2453909013

Baby ridge



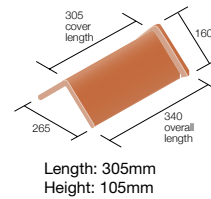
Colour	Code
Natural Red	2453875065
Flanders	2453875066
Antique Slate	2453875068
Tuscan	2453875069

Sandfaced Baby ridge

Colour	Code
Sussex Blend	2453875075
Bay Brown	2453875090
Dark Rusper	2453875091
Burnt Oak	2453875092
Light Rusper	2453875093
Dark Red	2453909000
Dark Chestnut	2453909001
Autumn Brown	2453909002

Qty per pallet
Baby ridge 100

Capped angle ridge 105°



Length: 305mm
Height: 105mm

Qty per pallet
305mm 100

Colour	Code
Natural Red	2453765065
Flanders	2453765066
Antique Slate	2453765068
Tuscan	2453765069

DURACOAT® RIDGE RANGE

Wienerberger has developed a finish for concrete ridges and hips with related fittings that matches the texture and colour of the clay range. Duracoat® gives the appearance of natural clay, achieved using a highly durable multi-layered acrylic polymer coating. This range of fittings has prolonged weathering properties and has been designed to complement the New Generation range of clay tiles.

At a small premium over standard concrete ridges, Duracoat® ridges further reduce the cost of a clay roof as they are over 60% cheaper than clay ridges per linear metre, and can save up to 5% on the total cost of the roof.

Colour availability: Natural Red, Antique Slate, Red Multi

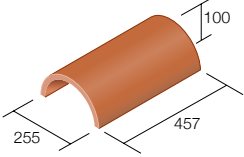
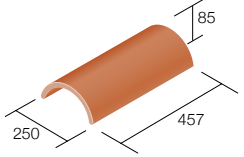
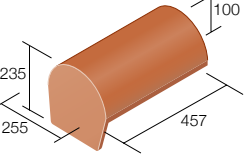
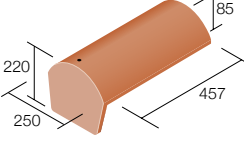
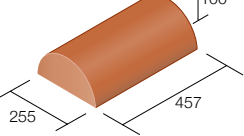
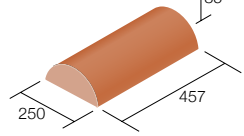
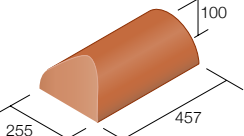
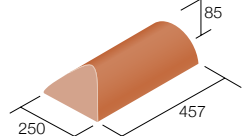
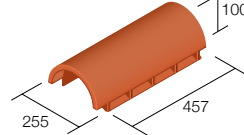
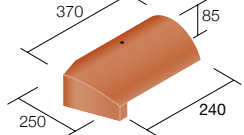


Neo® Pantile and Duracoat® Half Round Ridge in Natural Red

DURACOAT® RIDGES AND HIPS

Wienerberger has developed a surface finish for concrete ridges, hips and related fittings that matches the texture and colour of the clay range. This range of fittings has prolonged weathering properties, and has been designed to complement the New Generation range of clay tiles.

† Please check colour availability at Ewhurst with customer support

Half Round Duracoat® Ridges				Segmental Duracoat® Ridges																											
Half round Duracoat® ridge 	<table border="1"> <thead> <tr> <th>Size</th> <th>Colour</th> <th>Code</th> </tr> </thead> <tbody> <tr> <td>457mm</td> <td>Natural Red</td> <td>2452835035</td> </tr> <tr> <td>457mm</td> <td>Antique Slate</td> <td>2452835038</td> </tr> <tr> <td>457mm</td> <td>Red Multi</td> <td>2452835036</td> </tr> </tbody> </table>	Size	Colour	Code	457mm	Natural Red	2452835035	457mm	Antique Slate	2452835038	457mm	Red Multi	2452835036			Segmental Duracoat® ridge 	<table border="1"> <thead> <tr> <th>Size</th> <th>Colour</th> <th>Code</th> </tr> </thead> <tbody> <tr> <td>457mm</td> <td>Natural Red</td> <td>2452855035</td> </tr> <tr> <td>457mm</td> <td>Antique Slate</td> <td>2452855038</td> </tr> <tr> <td>457mm</td> <td>Red Multi</td> <td>2452855036</td> </tr> </tbody> </table>	Size	Colour	Code	457mm	Natural Red	2452855035	457mm	Antique Slate	2452855038	457mm	Red Multi	2452855036		
	Size	Colour	Code																												
	457mm	Natural Red	2452835035																												
	457mm	Antique Slate	2452835038																												
457mm	Red Multi	2452835036																													
Size	Colour	Code																													
457mm	Natural Red	2452855035																													
457mm	Antique Slate	2452855038																													
457mm	Red Multi	2452855036																													
	Security ridge* <table border="1"> <thead> <tr> <th>Size</th> <th>Colour</th> <th>Code</th> </tr> </thead> <tbody> <tr> <td>457mm</td> <td>Natural Red</td> <td>2452835535</td> </tr> <tr> <td>457mm</td> <td>Antique Slate</td> <td>2452835538</td> </tr> <tr> <td>457mm</td> <td>Red Multi</td> <td>2452835536</td> </tr> </tbody> </table>	Size	Colour	Code	457mm	Natural Red	2452835535	457mm	Antique Slate	2452835538	457mm	Red Multi	2452835536			Security ridge* <table border="1"> <thead> <tr> <th>Size</th> <th>Colour</th> <th>Code</th> </tr> </thead> <tbody> <tr> <td>457mm</td> <td>Natural Red</td> <td>2452855535</td> </tr> <tr> <td>457mm</td> <td>Antique Slate</td> <td>2452855538</td> </tr> <tr> <td>457mm</td> <td>Red Multi</td> <td>2452855536</td> </tr> </tbody> </table>	Size	Colour	Code	457mm	Natural Red	2452855535	457mm	Antique Slate	2452855538	457mm	Red Multi	2452855536			
Size	Colour	Code																													
457mm	Natural Red	2452835535																													
457mm	Antique Slate	2452835538																													
457mm	Red Multi	2452835536																													
Size	Colour	Code																													
457mm	Natural Red	2452855535																													
457mm	Antique Slate	2452855538																													
457mm	Red Multi	2452855536																													
Qty per pallet 457mm 96			Qty per pallet 457mm 140																												
Half round Duracoat® ridge with block end 	<table border="1"> <thead> <tr> <th>Size</th> <th>Colour</th> <th>Code</th> </tr> </thead> <tbody> <tr> <td>457mm</td> <td>Natural Red</td> <td>2452835335</td> </tr> <tr> <td>457mm</td> <td>Antique Slate</td> <td>2452835338</td> </tr> <tr> <td>457mm</td> <td>Red Multi</td> <td>2452835336</td> </tr> </tbody> </table>	Size	Colour	Code	457mm	Natural Red	2452835335	457mm	Antique Slate	2452835338	457mm	Red Multi	2452835336			Segmental Duracoat® ridge with block end 	<table border="1"> <thead> <tr> <th>Size</th> <th>Colour</th> <th>Code</th> </tr> </thead> <tbody> <tr> <td>457mm</td> <td>Natural Red</td> <td>2452855335</td> </tr> <tr> <td>457mm</td> <td>Antique Slate</td> <td>2452855338</td> </tr> <tr> <td>457mm</td> <td>Red Multi</td> <td>2452855336</td> </tr> </tbody> </table>	Size	Colour	Code	457mm	Natural Red	2452855335	457mm	Antique Slate	2452855338	457mm	Red Multi	2452855336		
	Size	Colour	Code																												
	457mm	Natural Red	2452835335																												
	457mm	Antique Slate	2452835338																												
457mm	Red Multi	2452835336																													
Size	Colour	Code																													
457mm	Natural Red	2452855335																													
457mm	Antique Slate	2452855338																													
457mm	Red Multi	2452855336																													
Qty per pallet 20			Qty per pallet 20																												
Half round Duracoat® ridge with gable stop end 	<table border="1"> <thead> <tr> <th>Size</th> <th>Colour</th> <th>Code</th> </tr> </thead> <tbody> <tr> <td>457mm</td> <td>Natural Red</td> <td>2452839041</td> </tr> <tr> <td>457mm</td> <td>Antique Slate</td> <td>2452839042</td> </tr> <tr> <td>457mm</td> <td>Red Multi</td> <td>2452839040</td> </tr> </tbody> </table>	Size	Colour	Code	457mm	Natural Red	2452839041	457mm	Antique Slate	2452839042	457mm	Red Multi	2452839040			Segmental Duracoat® ridge with gable stop end 	<table border="1"> <thead> <tr> <th>Size</th> <th>Colour</th> <th>Code</th> </tr> </thead> <tbody> <tr> <td>457mm</td> <td>Natural Red</td> <td>2452859008</td> </tr> <tr> <td>457mm</td> <td>Antique Slate</td> <td>2452859009</td> </tr> <tr> <td>457mm</td> <td>Red Multi</td> <td>2452869007</td> </tr> </tbody> </table>	Size	Colour	Code	457mm	Natural Red	2452859008	457mm	Antique Slate	2452859009	457mm	Red Multi	2452869007		
	Size	Colour	Code																												
	457mm	Natural Red	2452839041																												
	457mm	Antique Slate	2452839042																												
457mm	Red Multi	2452839040																													
Size	Colour	Code																													
457mm	Natural Red	2452859008																													
457mm	Antique Slate	2452859009																													
457mm	Red Multi	2452869007																													
Qty per pallet 20			Qty per pallet 20																												
Half round Duracoat® ridge with hip end ¹ 	<table border="1"> <thead> <tr> <th>Size</th> <th>Colour</th> <th>Code</th> </tr> </thead> <tbody> <tr> <td>457mm</td> <td>Natural Red</td> <td>2452839045</td> </tr> <tr> <td>457mm</td> <td>Antique Slate</td> <td>2452839046</td> </tr> <tr> <td>457mm</td> <td>Red Multi</td> <td>2452839048</td> </tr> </tbody> </table>	Size	Colour	Code	457mm	Natural Red	2452839045	457mm	Antique Slate	2452839046	457mm	Red Multi	2452839048			Segmental Duracoat® ridge with hip end ¹ 	<table border="1"> <thead> <tr> <th>Size</th> <th>Colour</th> <th>Code</th> </tr> </thead> <tbody> <tr> <td>457mm</td> <td>Natural Red</td> <td>2452859011</td> </tr> <tr> <td>457mm</td> <td>Antique Slate</td> <td>2452859012</td> </tr> <tr> <td>457mm</td> <td>Red Multi</td> <td>2452859006</td> </tr> </tbody> </table>	Size	Colour	Code	457mm	Natural Red	2452859011	457mm	Antique Slate	2452859012	457mm	Red Multi	2452859006		
	Size	Colour	Code																												
	457mm	Natural Red	2452839045																												
	457mm	Antique Slate	2452839046																												
457mm	Red Multi	2452839048																													
Size	Colour	Code																													
457mm	Natural Red	2452859011																													
457mm	Antique Slate	2452859012																													
457mm	Red Multi	2452859006																													
Qty per pallet 20			Qty per pallet 20																												
Half round Duracoat® concealed air vent ridge ² 	<table border="1"> <thead> <tr> <th>Size</th> <th>Colour</th> <th>Code</th> </tr> </thead> <tbody> <tr> <td>457mm</td> <td>Natural Red</td> <td>2452839029</td> </tr> <tr> <td>457mm</td> <td>Antique Slate</td> <td>2452839030</td> </tr> <tr> <td>457mm</td> <td>Red Multi</td> <td>2452837136</td> </tr> </tbody> </table>	Size	Colour	Code	457mm	Natural Red	2452839029	457mm	Antique Slate	2452839030	457mm	Red Multi	2452837136			Segmental Duracoat® hip starter ridge 	<table border="1"> <thead> <tr> <th>Size</th> <th>Colour</th> <th>Code</th> </tr> </thead> <tbody> <tr> <td>370mm</td> <td>Natural Red</td> <td>2452856335</td> </tr> <tr> <td>370mm</td> <td>Antique Slate</td> <td>2452856338</td> </tr> <tr> <td>370mm</td> <td>Red Multi</td> <td>2452856336</td> </tr> </tbody> </table>	Size	Colour	Code	370mm	Natural Red	2452856335	370mm	Antique Slate	2452856338	370mm	Red Multi	2452856336		
	Size	Colour	Code																												
	457mm	Natural Red	2452839029																												
	457mm	Antique Slate	2452839030																												
457mm	Red Multi	2452837136																													
Size	Colour	Code																													
370mm	Natural Red	2452856335																													
370mm	Antique Slate	2452856338																													
370mm	Red Multi	2452856336																													
Qty per pallet 24			Qty per pallet 24																												

¹ Please state roof pitch when ordering.

³ Requires pipe adaptor and flexible pipe for connection to soil or mechanical extraction.

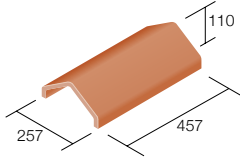
* Please note - Security ridge fixing packs are no longer available.

DURACOAT® RIDGES AND HIPS

† Please check colour availability at Ewhurst with customer support

Legged Angle Duracoat® Ridges

Legged angle Duracoat® ridge



Size	Colour	Code
457mm	Natural Red	2452845035
457mm	Antique Slate	2452845038
457mm	Red Multi	2452845036
457mm	Heather	2452845037

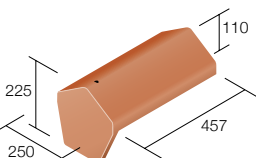
Security ridge*

Size	Colour	Code
457mm	Natural Red	2452845535
457mm	Antique Slate	2452845538
457mm	Red Multi	2452845536
457mm	Heather	2452845537

Qty per pallet

457mm	96
-------	----

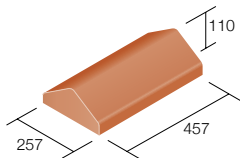
Legged angle Duracoat® ridge with block end



Size	Colour	Code
457mm	Natural Red	2452845335
457mm	Antique Slate	2452845338
457mm	Red Multi	2452845336
457mm	Heather	2452845337

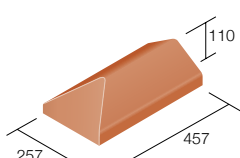
Qty per pallet 20

Legged angle Duracoat® ridge with gable stop end



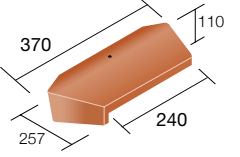
Size	Colour	Code
457mm	Natural Red	2452849032
457mm	Antique Slate	2452849033
457mm	Red Multi	2452839040
457mm	Heather	2452849046

Legged angle Duracoat® ridge with hip end ¹



Size	Colour	Code
457mm	Natural Red	2452849035
457mm	Antique Slate	2452849036
457mm	Red Multi	2452849041
457mm	Heather	2452849047

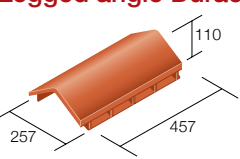
Legged angle Duracoat® hip starter ridge



Size	Colour	Code
370mm	Natural Red	2452846335
370mm	Antique Slate	2452846338
370mm	Red Multi	2452846336
370mm	Heather	2452846337

Qty per pallet 24

Legged angle Duracoat® concealed air vent ridge ²



Size	Colour	Code
457mm	Natural Red	2451847135
457mm	Antique Slate	2451847138
457mm	Red Multi	2451847136
457mm	Heather	2451847137

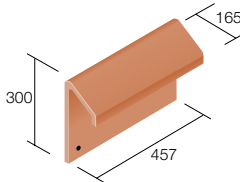
¹ Please state roof pitch when ordering.

² Requires pipe adaptor and flexible pipe for connection to soil or mechanical extraction.

* Please note - Security ridge fixing packs are no longer available.

Mono Duracoat® Ridges

Legged angle Duracoat® mono ridge

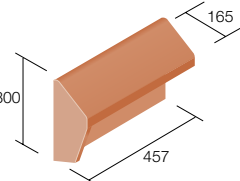


Size	Colour	Code
457mm	Natural Red	2451845635
457mm	Antique Slate	2451845638
457mm	Red Multi	2451845636
457mm	Heather	2451845637

Qty per pallet

457mm	40
-------	----

Legged angle Duracoat® mono ridge with block end

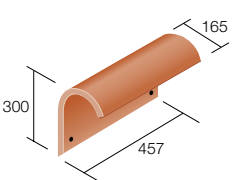


(LH pictured)

Size	Colour	Code
LH 457mm	Natural Red	2451849025
LH 457mm	Antique Slate	2451849026
LH 457mm	Red Multi	2451849031
LH 457mm	Heather	2451849033

Size	Colour	Code
RH 457mm	Natural Red	2451849028
RH 457mm	Antique Slate	2451849029
RH 457mm	Red Multi	2451849032
RH 457mm	Heather	2451849034

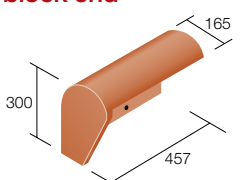
Half round Duracoat® mono ridge



Size	Colour	Code
457mm	Natural Red	2451835635
457mm	Antique Slate	2451835638
457mm	Red Multi	2451835636

Qty per pallet 40

Half round Duracoat® mono ridge with block end



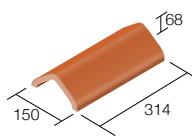
(LH pictured)

Size	Colour	Code
LH 457mm	Natural Red	2451839035
LH 457mm	Antique Slate	2451839036
LH 457mm	Red Multi	2451839041

Size	Colour	Code
RH 457mm	Natural Red	2451839038
RH 457mm	Antique Slate	2451839039
RH 457mm	Red Multi	2451839042

Specialist Duracoat® Ridges

Baby Duracoat® ridge



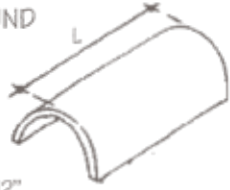








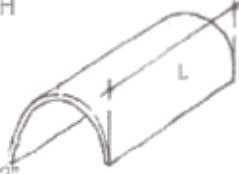

Size	Colour	Code
314mm	Natural Red	2451875035
314mm	Antique Slate	2451875038
314mm	Red Multi	2451875036

Qty per pallet



314mm	150
-------	-----

KEYMER SHIRE AND TRADITIONAL CLAY FITTINGS

Keymer manufacture the largest range of handmade clay fittings you'll find. The true skill of the Keymer master tile maker is well displayed, from the valley to the ridge. Using Keymer's own Wealden clay, these fittings are not only the natural choice in conservation areas but also add character and value to any new building too.


















<p>HALF ROUND</p>  <p>L. 305 L. 12"</p> <table border="1"> <thead> <tr> <th>Size</th> <th>Colour</th> <th>Code</th> </tr> </thead> <tbody> <tr> <td>305mm</td> <td>Elizabethan</td> <td>2543909187</td> </tr> <tr> <td>305mm</td> <td>Antique</td> <td>2543909188</td> </tr> <tr> <td>305mm</td> <td>Wealden Red</td> <td>2543909189</td> </tr> </tbody> </table>	Size	Colour	Code	305mm	Elizabethan	2543909187	305mm	Antique	2543909188	305mm	Wealden Red	2543909189	<p>HOGBACK</p>  <p>L. 305 L. 12"</p> <table border="1"> <thead> <tr> <th>Size</th> <th>Colour</th> <th>Code</th> </tr> </thead> <tbody> <tr> <td>305mm</td> <td>Elizabethan</td> <td>2543909287</td> </tr> <tr> <td>305mm</td> <td>Antique</td> <td>2543909288</td> </tr> <tr> <td>305mm</td> <td>Wealden Red</td> <td>2543909289</td> </tr> </tbody> </table>	Size	Colour	Code	305mm	Elizabethan	2543909287	305mm	Antique	2543909288	305mm	Wealden Red	2543909289	<p>THIRD ROUND</p>  <p>L. 305 L. 12"</p> <table border="1"> <thead> <tr> <th>Size</th> <th>Colour</th> <th>Code</th> </tr> </thead> <tbody> <tr> <td>305mm</td> <td>Elizabethan</td> <td>2543909387</td> </tr> <tr> <td>305mm</td> <td>Antique</td> <td>2543909388</td> </tr> <tr> <td>305mm</td> <td>Wealden Red</td> <td>2543909389</td> </tr> </tbody> </table>	Size	Colour	Code	305mm	Elizabethan	2543909387	305mm	Antique	2543909388	305mm	Wealden Red	2543909389	<p>RIDGE TILES</p>
Size	Colour	Code																																					
305mm	Elizabethan	2543909187																																					
305mm	Antique	2543909188																																					
305mm	Wealden Red	2543909189																																					
Size	Colour	Code																																					
305mm	Elizabethan	2543909287																																					
305mm	Antique	2543909288																																					
305mm	Wealden Red	2543909289																																					
Size	Colour	Code																																					
305mm	Elizabethan	2543909387																																					
305mm	Antique	2543909388																																					
305mm	Wealden Red	2543909389																																					
<p>STANDARD BONNET</p> <p>40-50</p> <p>SLOPE 5:12 - 6:12</p>  <table border="1"> <thead> <tr> <th>Size</th> <th>Colour</th> <th>Code</th> </tr> </thead> <tbody> <tr> <td>-</td> <td>Elizabethan</td> <td>2543272887</td> </tr> <tr> <td>-</td> <td>Antique</td> <td>2543272888</td> </tr> <tr> <td>-</td> <td>Wealden Red</td> <td>2543272889</td> </tr> </tbody> </table>	Size	Colour	Code	-	Elizabethan	2543272887	-	Antique	2543272888	-	Wealden Red	2543272889	<p>TRADITIONAL BONNET</p> <p>40-45</p> <p>SLOPE 5:12</p>  <table border="1"> <thead> <tr> <th>Size</th> <th>Colour</th> <th>Code</th> </tr> </thead> <tbody> <tr> <td>-</td> <td>Elizabethan</td> <td>2543279040</td> </tr> <tr> <td>-</td> <td>Antique</td> <td>2543279041</td> </tr> <tr> <td>-</td> <td>Wealden Red</td> <td>2543279042</td> </tr> </tbody> </table>	Size	Colour	Code	-	Elizabethan	2543279040	-	Antique	2543279041	-	Wealden Red	2543279042	<p>KENT BONNET</p> <p>50-60</p> <p>SLOPE 6:12 - 7:12</p>  <table border="1"> <thead> <tr> <th>Size</th> <th>Colour</th> <th>Code</th> </tr> </thead> <tbody> <tr> <td>-</td> <td>Elizabethan</td> <td>2543279050</td> </tr> <tr> <td>-</td> <td>Antique</td> <td>2543279051</td> </tr> <tr> <td>-</td> <td>Wealden Red</td> <td>2543279052</td> </tr> </tbody> </table>	Size	Colour	Code	-	Elizabethan	2543279050	-	Antique	2543279051	-	Wealden Red	2543279052	<p>HIP TILES</p>
Size	Colour	Code																																					
-	Elizabethan	2543272887																																					
-	Antique	2543272888																																					
-	Wealden Red	2543272889																																					
Size	Colour	Code																																					
-	Elizabethan	2543279040																																					
-	Antique	2543279041																																					
-	Wealden Red	2543279042																																					
Size	Colour	Code																																					
-	Elizabethan	2543279050																																					
-	Antique	2543279051																																					
-	Wealden Red	2543279052																																					
<p>THREE PIECE VENT SET</p>  <p>Suitable for bat access</p> <table border="1"> <thead> <tr> <th>Size</th> <th>Colour</th> <th>Code</th> </tr> </thead> <tbody> <tr> <td>-</td> <td>Elizabethan</td> <td>2455279101</td> </tr> <tr> <td>-</td> <td>Antique</td> <td>2455279102</td> </tr> <tr> <td>-</td> <td>Wealden Red</td> <td>2455279103</td> </tr> </tbody> </table>	Size	Colour	Code	-	Elizabethan	2455279101	-	Antique	2455279102	-	Wealden Red	2455279103	<p>LOUYRED VENT HALF ROUND</p>  <p>L. 305 L. 12"</p> <table border="1"> <thead> <tr> <th>Size</th> <th>Colour</th> <th>Code</th> </tr> </thead> <tbody> <tr> <td>-</td> <td>Elizabethan</td> <td>2453909787</td> </tr> <tr> <td>-</td> <td>Antique</td> <td>2453909788</td> </tr> <tr> <td>-</td> <td>Wealden Red</td> <td>2453909789</td> </tr> </tbody> </table>	Size	Colour	Code	-	Elizabethan	2453909787	-	Antique	2453909788	-	Wealden Red	2453909789	<p>LOUYRED VENT HOGBACK</p>  <p>L. 305 L. 12"</p> <table border="1"> <thead> <tr> <th>Size</th> <th>Colour</th> <th>Code</th> </tr> </thead> <tbody> <tr> <td>-</td> <td>Elizabethan</td> <td>2453909987</td> </tr> <tr> <td>-</td> <td>Antique</td> <td>2453909988</td> </tr> <tr> <td>-</td> <td>Wealden Red</td> <td>2453909989</td> </tr> </tbody> </table>	Size	Colour	Code	-	Elizabethan	2453909987	-	Antique	2453909988	-	Wealden Red	2453909989	<p>VENTILATION</p>
Size	Colour	Code																																					
-	Elizabethan	2455279101																																					
-	Antique	2455279102																																					
-	Wealden Red	2455279103																																					
Size	Colour	Code																																					
-	Elizabethan	2453909787																																					
-	Antique	2453909788																																					
-	Wealden Red	2453909789																																					
Size	Colour	Code																																					
-	Elizabethan	2453909987																																					
-	Antique	2453909988																																					
-	Wealden Red	2453909989																																					
<p>MONOPITCH RIDGE</p>  <p>L. 305 L. 12"</p> <table border="1"> <thead> <tr> <th>Size</th> <th>Colour</th> <th>Code</th> </tr> </thead> <tbody> <tr> <td>305mm</td> <td>Elizabethan</td> <td>2543909487</td> </tr> <tr> <td>305mm</td> <td>Antique</td> <td>2543909488</td> </tr> <tr> <td>305mm</td> <td>Wealden Red</td> <td>2543909489</td> </tr> </tbody> </table>	Size	Colour	Code	305mm	Elizabethan	2543909487	305mm	Antique	2543909488	305mm	Wealden Red	2543909489	<p>PORCH RIDGE</p>  <p>L. 305 L. 12"</p> <table border="1"> <thead> <tr> <th>Size</th> <th>Colour</th> <th>Code</th> </tr> </thead> <tbody> <tr> <td>314mm</td> <td>Elizabethan</td> <td>2543909587</td> </tr> <tr> <td>314mm</td> <td>Antique</td> <td>2543909588</td> </tr> <tr> <td>314mm</td> <td>Wealden Red</td> <td>2543909589</td> </tr> </tbody> </table>	Size	Colour	Code	314mm	Elizabethan	2543909587	314mm	Antique	2543909588	314mm	Wealden Red	2543909589	<p>RIDGES</p>													
Size	Colour	Code																																					
305mm	Elizabethan	2543909487																																					
305mm	Antique	2543909488																																					
305mm	Wealden Red	2543909489																																					
Size	Colour	Code																																					
314mm	Elizabethan	2543909587																																					
314mm	Antique	2543909588																																					
314mm	Wealden Red	2543909589																																					

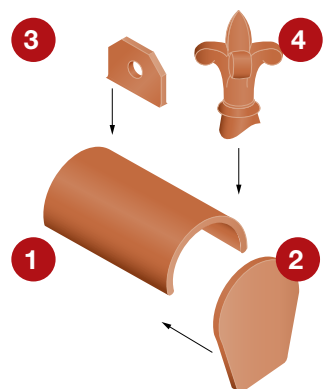
KEYMER SHIRE AND TRADITIONAL CLAY FITTINGS

VERTICAL ANGLE				VERTICAL BAY ANGLE				ANGLE
90° (HANDED)				135° (HANDED)				
 EXTERNAL				 EXTERNAL				
Size	Colour	Code (LH)	Code (RH)	Size	Colour	Code (LH)	Code (RH)	
-	Elizabethan	2453273087	2453273187	-	Elizabethan	2453279080	2453279090	
-	Antique	2453273088	2453273188	-	Antique	2453279081	2453279091	
-	Wealden Red	2453273089	2453273189	-	Wealden Red	2453279082	2453279092	

CLAY DECORATIVE RIDGES

A variety of ridge profiles are available with different end pieces and decorative crests and/or finials in both clay and Duracoat®. The ridges are named by their elements in the order set out below.

Step 1 Profiles		Step 2 Ends	Step 3 Crests		Step 4 Finials
Clay	Duracoat®	Clay and Duracoat®	Clay	Duracoat®	
					
Half Round	Half Round	Block end	Club	Club	Scroll finial (height 140mm)
					
Angle (105°)	Legged Angle	Gable stop end	Cockscomb	Cockscomb	Short fleur-de-lys finial (height 270mm)
		Hip end			Tall fleur-de-lys finial (height 370mm)
			Two hole	Three hole	
					Short ball finial (height 240mm)
				Fleur-de-lys	Tall ball finial (height 340mm)



Please note that when combining a finial with a crest on a decorative ridge, the crest design is adjusted to accommodate the finial.







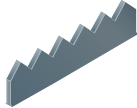



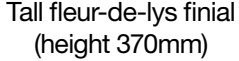


For example, a clay two hole crest will become a single hole crest as illustrated.

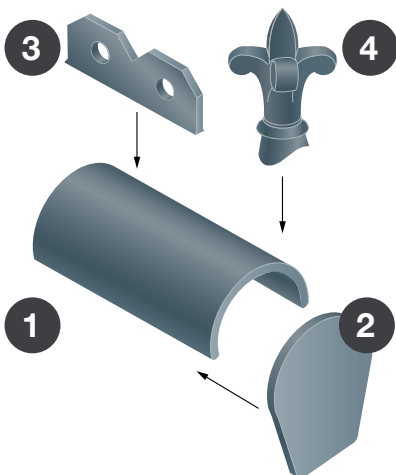
Sandtoft also manufactures bespoke decorative ridges.

For information see our Heritage Service on page 4

CONCRETE DECORATIVE RIDGES

A variety of ridge profiles are available with different end pieces and decorative crests and/or finials. The ridges are named by their elements in the order set out below.













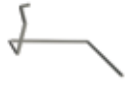

























Step 1 Profiles	Step 2 Ends	Step 3 Crests	Step 4 Finials
 <p>Half Round</p>	 <p>Block end</p>	 <p>Club</p>	 <p>Scroll finial (height 140mm)</p>
 <p>Legged Angle</p>	 <p>Gable stop end</p>	 <p>Cockscomb</p>	 <p>Short fleur-de-lys finial (height 270mm)</p>
	 <p>Hip end</p>	 <p>Three hole</p>	 <p>Tall fleur-de-lys finial (height 370mm)</p>
		 <p>Fleur-de-lys</p>	 <p>Short ball finial (height 240mm)</p> <p>Tall ball finial (height 340mm)</p>


























Please note that when combining a finial with a crest on a decorative ridge, the crest design is adjusted to accommodate the finial.

For example, a three hole crest will become a two hole crest as illustrated.

CLAY TILE CLIPS & OTHER ACCESSORIES

Tile	Eaves Filler	Double Dentil Slips	Tile Clip	Verge Clip	Eaves Clip
Neo Pantile	 Bird comb filler		 ¹ Nail size 55 x 3.35mm	 Nail size 20 x 3.35mm	 ² Nail size 20 x 3.35mm
Olympus	 Bird comb filler	Not required	 ¹ Nail size 55 x 3.35mm	 Nail size 20 x 3.35mm	 ² Nail size 20 x 3.35mm
New Cassius	Not required	Not required	 Nail size 55 x 3.35mm	 Nail size 20 x 3.35mm	 ² Nail size 20 x 3.35mm
County	 Bird comb filler			 Nail size 20 x 3.35mm	 ¹ Nail size 50 x 3.35mm
20/20	Not required	Not required	 ¹ Nail size 55 x 3.35mm	 Nail size 20 x 3.35mm	 ² Nail size 20 x 3.35mm
Humber, Village, Barrow, Alban	Not required	Not required	Not required	Not required	Not required
Old English	 ³ Bedded			 Nail size 20 x 3.35mm	 ² Nail size 20 x 3.35mm
Gaelic	Not required	Not required		 Nail size 20 x 3.35mm	 ² Nail size 20 x 3.35mm
Greenwood	 ³ Bedded			 Nail size 20 x 3.35mm	 ² Nail size 20 x 3.35mm
Arcadia	 ³ Bedded			 LH  RH Nail size 20 x 3.35mm	 ² Nail size 20 x 3.35mm
Bridgwater	Not required	Not required	 Nail size 65 x 3.35mm	 Nail size 20 x 3.35mm	 ¹ Nail size 20 x 3.35mm

CLAY TILE CLIPS & OTHER ACCESSORIES

Tile	Eaves Filler	Double Dentil Slip	Tile Clip	Verge Clip	Eaves Clip
Modula	 Bird comb filler			 Nail size 20 x 3.35mm	 ¹ Nail size 20 x 3.35mm
Plain Tile 301 Plain Tile 303	Not required	Not required	Not required	Not required	Not required
Old Hollow 451			 Nail integrated with clip	 Nail size 20 x 3.35mm RH only - LH see note 2	 ¹ Nail size 20 x 3.35mm
Flemish 401			 Nail size 65 x 3.35mm	 Nail size 50 x 3.35mm	 ¹ Nail size 20 x 3.35mm
Tempest 44	Not required	Not required	 Nail integrated with clip	 Nail size 20 x 3.35mm	 ¹ Nail size 20 x 3.35mm
Actua	Not required	Not required		 Nail size 20 x 3.35mm	 ¹ Nail size 20 x 3.35mm
Vauban	Not required	Not required		 Nail size 20 x 3.35mm	 ¹ Nail size 20 x 3.35mm

Notes

- When used in conjunction with Over Fascia Ventilator Strip, nail length should be increased to 40mm for 10mm Over Fascia Ventilator Strip, or 50mm for 25mm Over Fascia Ventilator Strip.
- Contact technical services on 0844 9395 999

Notes for table

- Plastic clip also available - only Olympus and Neo
Nail type: aluminium ring shank clout head.
- When used in conjunction with Over Fascia Ventilator Strip, nail length should be increased to 40mm for 10mm Over Fascia Ventilator Strip, or 50mm for 25mm Over Fascia Ventilator Strip.
- Bedded onto an undercloak of plain tiles.

(Tile fixing specification: A calculated fixing specification should be obtained from Sandtoft Technical Support or using Sandtoft's online fixspec tool at www.wienerberger.co.uk or www.roofspec.co.uk.)

See also Roofing Systems section page 124

CLAY FITTINGS

Tile	LH Vergé Tile	LH Cloaked Vergé	RH Cloaked Vergé	Half Tile
Modula				

Tile	Eaves/Toptile	Tile-and-a-Half	Hip Tile	Valley Tile	Feature Tile	External Angles	
303 Sanded Plain Tile							
301 Smooth Plain Tile							


























Tile	LH Vergé Tile	LH Cloaked Vergé	RH Cloaked Vergé Tile
Old Hollow 451			
Flemish 401			
Tempest 44			

Tile	LH Vergé Tile	LH Vergé Half Tile	RH Vergé Half Tile
Actua			

Tile	Left Tile and a Half Without Interlocking	Left Tile Without Interlocking	Right Tile And A Half
Vauban			

Please note not all fittings, in all colours are available from stock. Please contact Customer Support for further information.

CONCRETE TILE CLIPS & OTHER ACCESSORIES

Tile	Eaves Filler	Dentil Slip	Tile Clip	Verge Clip	Eaves Clip
Double Pantile	 Bird comb filler	 265 x 80mm	 Nail size 50 x 3.35mm	 Nail size 20 x 3.35mm	 *Nail size 20 x 3.35mm
Calderdale Edge & Dual Calderdale Edge	Not required	Not required	 Nail integrated with clip	 Nail size 20 x 3.35mm	 *Nail size 20 x 3.35mm
TLE & Dual TLE	Not required	Not required	 Nail integrated with clip	 Nail size 20 x 3.35mm	 *Nail size 20 x 3.35mm
Double Roman	Not required	Not required	 Nail size 55 x 3.35mm	 Nail size 20 x 3.35mm	 *Nail size 20 x 3.35mm
Lindum	Not required	Not required	 Nail size 50 x 3.35mm	 Nail size 20 x 3.35mm	 *Nail size 20 x 3.35mm
Standard Pattern	Not required	Not required	 Nail size 55 x 3.35mm	 Nail size 20 x 3.35mm	 *Nail size 20 x 3.35mm
Shire	 Bird comb filler	 265 x 80mm	 Nail size 50 x 3.35mm	 Nail size 20 x 3.35mm	 *Nail size 20 x 3.35mm
Plain Tile	Not required	Not required	Not required	Not required	Not required

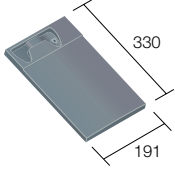
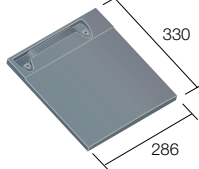
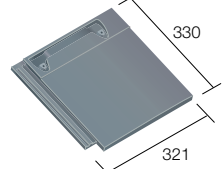
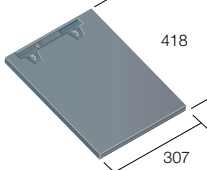
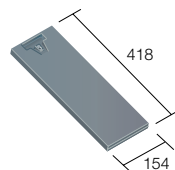
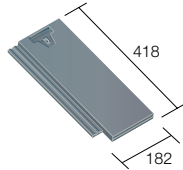
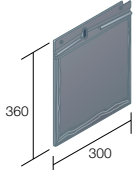
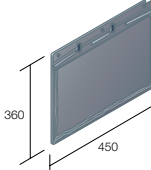
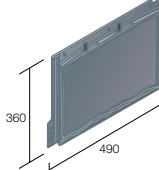
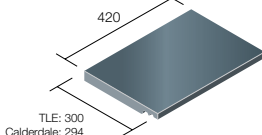
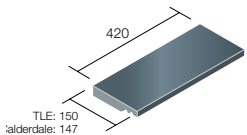
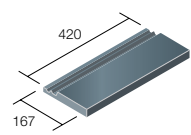
See also Roofing Systems section page 124

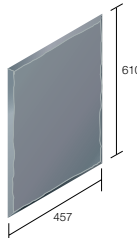
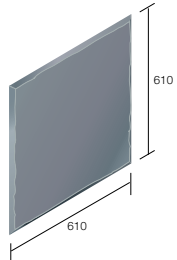

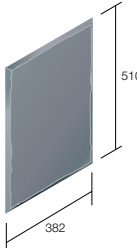
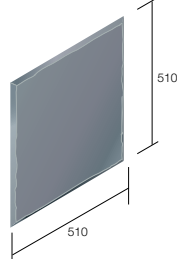

Notes

*When used in conjunction with Over Fascia Ventilator Strip, nail length should be increased to 40mm for 10mm Over Fascia Ventilator Strip, or 50mm for 25mm Over Fascia Ventilator Strip.

Nail type: aluminium ring shank clout head




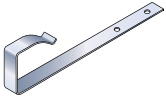

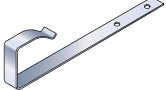
SLATE FITTINGS

Slate	LH Verge Slate	LH verge Half Slate/Slate-and-a-Half	RH verge Half Slate/Slate-and-a-Half
Balmoral			
New Cassius & New Rivius			
BritLock BritLock double slate is also available		 Slate-and-a-half	 Slate-and-a-half
Calderdale Edge & TLE		 Sold as a pair (LH and RH)	 Sold as a pair (LH and RH)

Slate	Slate and Half	Double Slate	Eaves/Tops Slate
BritSlate Duchess			 (Supplied length dependant on gauge)
BritSlate Countess			 (Supplied length dependant on gauge)

Please note not all fittings, in all colours are available from stock. Please contact Customer Support for further information.
For ridge ventilators see page 137

SLATE CLIPS

Slate	Tile Clip	Verge Clip	Eaves Clip
Balmoral, New Rivius, New Cassius - all compatible tile and eaves clips		 Nail size 20 x 3.35mm	 1 Nail size 20 x 3.35mm
		Verge/Valley Clip	
BritLock	Not required	 Nail size 20 x 3.35mm	Not required
Slate Hook		Verge/Valley Clip	
BritSlate	 75mm, 100mm and 120mm available	 Nail size 20 x 3.35mm	Not required

For clay ridges see page 108, for Concrete ridges see page 105

Nail type: aluminium clout head

¹When used in conjunction with Over Fascia Ventilator Strip, nail length should be increased to 40mm for 10mm Over Fascia Ventilator Strip, or 50mm for 25mm Over Fascia Ventilator Strip.

ROOFING SYSTEMS

Mortar failure is one of the most common roof defects and can often lead to rain penetration and damage to the roof structure, or even building fabric. For mortar to remain effective, regular maintenance is required, which comes at a cost during the lifespan of a building.

Wienerberger's range of roofing systems has been designed to eliminate these defects and significantly reduce ongoing maintenance costs.

In addition, these systems can also provide adequate and discreet ventilation as a means of controlling condensation. As with all Sandtoft products, our roofing systems are carefully designed and tested using an in depth and practical knowledge of roofing to ensure they provide reliable, long lasting, secure and durable roofs and more consistent standards of workmanship.

To complement our ventilated ridge, we also offer a range of ridge and tile ventilators for connection to soil and mechanical extraction pipes, and for additional roof space ventilation where required.

Koraflex is a malleable, durable lead-replacement flashing solution, available in colours to match lead or to complement roof tile colours.

Our vapour permeable membranes, are suitable for both warm and cold roof designs on any roof shape and building type. They perform all the usual functions of good quality roof underlays and provide many benefits over the traditional bitumen-based underlays; in particular helping to avoid condensation in the roof space.



Contents

Profile Ridge	126
Roll Ridge	127
Profile Mono Ridge	128
Roll Hip	129
Mortarless Valley Trough	130
Mortarless Bonding Gutter	131
Britlock Mitred Hip	132
Dry Verge	133
Slate Verge	134
Eaves Vent System	135
Tile Ventilators	136
Ridge Ventilators	137
Top Abutment Vents	138
Sandtoft VPM	139
Koraflex Plus Flashing System	140
Multiversal Roofing Systems	141

 Sandtoft

 Sandtoft

PROFILE RIDGE

The Profile Ridge system incorporates ventilation strips to support the ridges and provide high level ventilation. Ridge unions provide an efficient seal between each ridge and give the appearance of a 10mm mortar joint.

To complete the system, and to enhance aesthetics, profile fillers are supplied for profiled tile types. The fillers click into the ventilation strips and both are marked to ensure correct orientation.



- Available in three options for use with:
- Concrete and Duracoat® half round ridges 457mm
 - Concrete and Duracoat® legged angle ridges 457mm
 - Clay half round ridges 305 - 355mm

PERFORMANCE

Profile Ridge provides 5000mm²/linear metre free vent area per side.

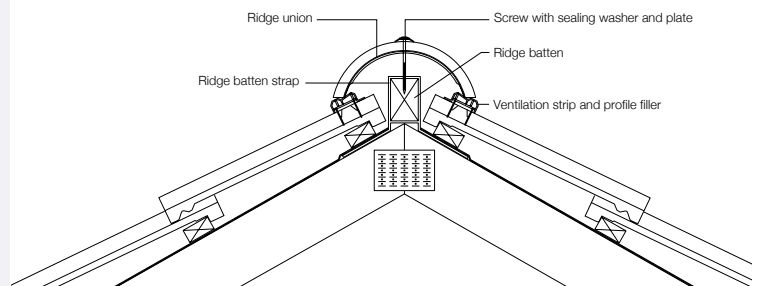

MINIMUM AND MAXIMUM PITCH

The minimum pitch is that which is recommended for each particular tile or slate. Refer to relevant product page.

RIDGE PROFILE	SUITABLE FOR	MAX. PITCH
Concrete/Duracoat® half round	Double Pantile	50°
	Double Roman	50°
	Lindum	50°
	Standard Pattern	50°
	Shire	50°
	Plain Tile	50°
	Olympus	50°
	20/20	50°
	Neo Pantile	50°
	Balmoral	50°
Concrete/Duracoat® legged angle	Calderdale	45°
	Dual Calderdale	45°
	BritLock	45°
	BritSlate	45°
	New Cassius	45°
	New Rivius	45°
	Balmoral	45°
	TLE	45°
	Dual TLE	45°
	Clay half round 305	New Cassius
New Rivius		50°
Olympus		50°
20/20		50°
Neo Pantile		50°
Humber		50°
Village		50°
County		45°
Balmoral		50°

COMPONENTS

Each pack has sufficient components (excluding ridges) for 2.7 metres of ridge.



ROLL RIDGE

Sandtoft Roll Ridge is an extremely quick roll out system that uses the minimum of components. The system comprises a ventilated 5m ridge roll, batten straps to secure the ridge timber and ridge unions with fixings.

It is suitable for use with most clay and concrete tiles and slates (except Sandfaced tiles).



Available in seven options for use with:

- Concrete and Duracoat® half round ridges 457mm
- Concrete and Duracoat® legged angle ridges 457mm
- Clay half round ridges 305 - 355mm

PERFORMANCE

Roll Ridge provides 5000mm²/linear metre free vent area per side.

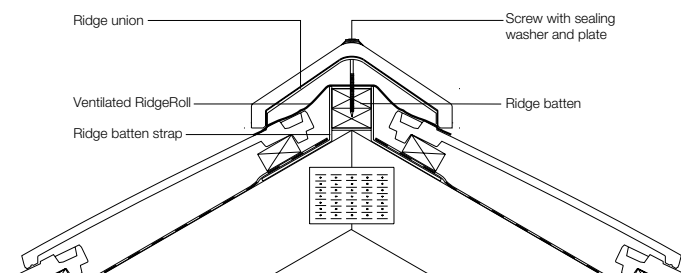
MINIMUM AND MAXIMUM PITCH

The minimum pitch is that which is recommended for each particular tile or slate. Refer to relevant product page.

RIDGE PROFILE	SUITABLE FOR	MAX. PITCH
Concrete/Duracoat® half round	Double Pantile	50°
	Double Roman	50°
	Lindum	50°
	Standard Pattern	50°
	Shire	50°
	Plain Tile	50°
	Olympus	50°
	20/20	45°
	Neo Pantile	50°
	Balmoral	45°
Concrete/Duracoat® legged angle	Modula	50°
	Calderdale	45°
	Dual Calderdale	45°
	BritLock	45°
	BritSlate	45°
	New Cassius	45°
	New Rivius	45°
	Balmoral	45°
	TLE	45°
	Dual TLE	45°
Clay half round 305	Olympus	50°
	20/20	50°
	Neo Pantile	50°
	New Cassius	50°
	New Rivius	50°
	Balmoral	50°
	Humber	50°
	Village	50°

COMPONENTS

Each pack has sufficient components (excluding ridges) for 5.0 metres of ridge.



PROFILE MONO RIDGE

The Profile Mono Ridge system incorporates ventilation strips to support the ridges and provide high level roof space ventilation. Ridge unions provide an efficient seal between each ridge, giving the appearance of a 10mm mortar joint. To complete the system, and to enhance aesthetics, profile fillers are supplied for profiled tile types. The fillers easily click into the ventilation strips and both are marked to ensure correct orientation.

The mono ridges are secured to the wall or fascia using the screws and sealing washers supplied.



Available in three options for use with:

- Concrete and Duracoat® half round mono ridge 457mm
- Concrete and Duracoat® legged angle ridge 457mm
- Clay half round mono ridge 305mm

PERFORMANCE

Profile Mono Ridge provides 5000mm²/linear metre free vent area.

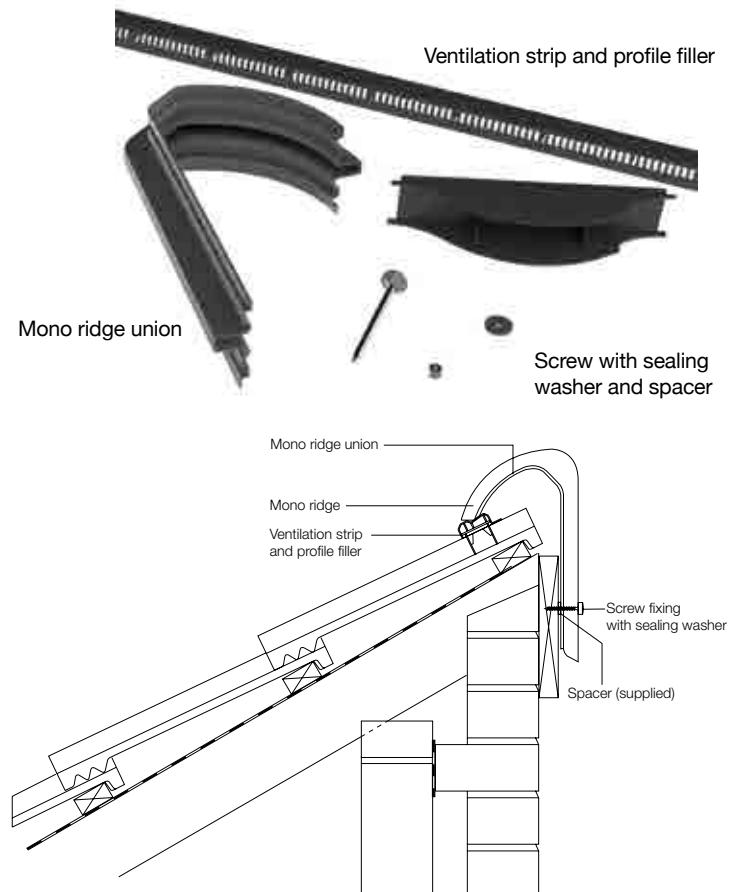
MINIMUM AND MAXIMUM PITCH

The minimum pitch is that which is recommended for each particular tile or slate. Refer to relevant product page.

RIDGE PROFILE	SUITABLE FOR	MAX. PITCH	
Concrete/Duracoat® half round	Double Pantile	50°	
	Double Roman	50°	
	Lindum	50°	
	Mono	Standard Pattern	50°
		Shire	50°
		Plain Tile	50°
		Olympus	50°
	Concrete/Duracoat® legged angle	20/20	50°
Neo Pantile		50°	
Balmoral		50°	
Mono		Calderdale	45°
		Dual Calderdale	45°
		BritLock	45°
		BritSlate	45°
		New Cassius	45°
	New Rivius	45°	
	Balmoral	45°	
	TLE	45°	
Clay half round 305	Dual TLE	45°	
	Mono	New Cassius	50°
New Rivius		50°	
Olympus		50°	
20/20		50°	
Neo Pantile		50°	
Humber		50°	
Village		50°	
County		45°	
Balmoral		50°	

COMPONENTS

Each pack has sufficient components (excluding mono ridges) for 2.7 metres of ridge.



ROLL HIP

Sandtoft Roll Hip is an extremely quick roll out system. Roll Hip comprises a ventilated hip roll to seal the junction between roof elevations and trays to support the hip ridges.

Hip unions are available to suit most Sandtoft concrete, Duracoat® and clay hip profiles and provide an efficient seal between each hip ridge, giving the appearance of a 10mm mortar joint.

It is suitable for use with most clay and concrete tiles and slates (except Sandfaced tiles).



Available in three options for use with:

- Concrete & Duracoat® segmental ridges 457mm
- Concrete & Duracoat® legged angle ridges 457mm
- Clay third round ridges 305mm

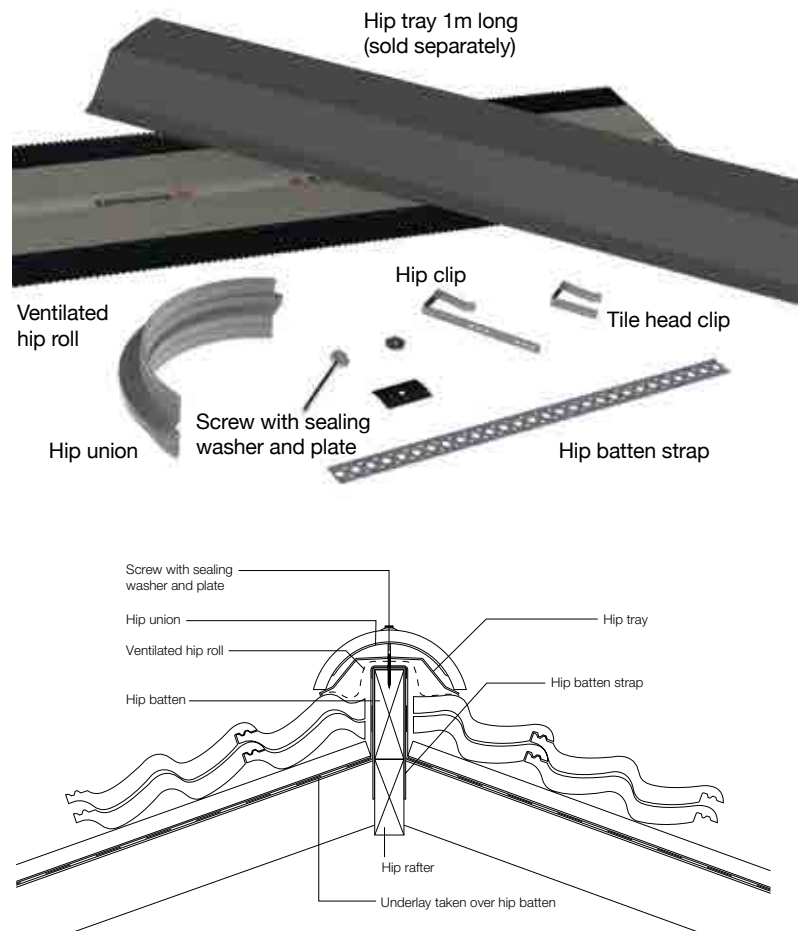
MINIMUM AND MAXIMUM PITCH

The minimum pitch is that which is recommended for each particular tile or slate. Refer to relevant product page.

RIDGE PROFILE	SUITABLE FOR
Concrete/Duracoat® segmental	Double Pantile
	Double Roman
	Lindum
	Standard Pattern
	Shire
	Plain Tile
	Olympus
	20/20
	Neo Pantile
	Concrete/Duracoat® legged angle
New Cassius	
New Rivius	
Balmoral	
Calderdale	
TLE	
Dual TLE	
Dual Calderdale	
BritLock	
BritSlate	
Clay third round 305	New Cassius
	New Rivius
	Olympus
	20/20
	Neo Pantile
	Humber
	Village
	Balmoral

COMPONENTS

Each pack contains sufficient ventilated hip roll, hip unions, hip batten straps, hip clips and fixings for 5 metres of hip.

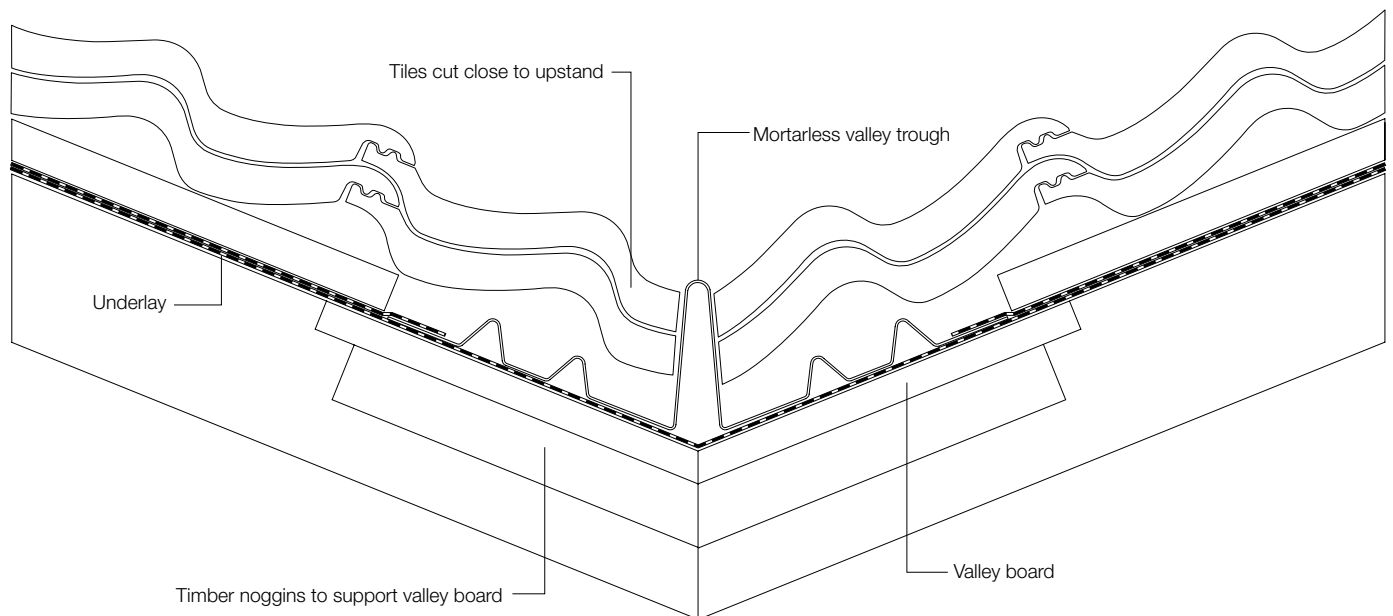


MORTARLESS VALLEY TROUGH

Sandtoft mortarless valley trough is an easy to install solution that eliminates the problems associated with mortar-bedded valleys. The trough is available in two upstand heights to suit most flat and profile tiles and slates.

Roof tiles or slates are installed close to the valley trough upstand. Where the installation of small cut tiles is unavoidable Sandtoft provides a range of top and tail clips (available separately).

Available in 3m lengths.
Mortarless Valley Eaves also available.



UPSTAND HEIGHTS

80mm upstand to suit flat and low profile tiles.
105mm upstand to suit all profile tiles.

Also available:
Top and tail clips to suit standard tiles (sufficient for 5m valley).
Top and tail clips to suit thin leading edge tiles (sufficient for 5m valley).

MORTARLESS BONDING GUTTER

Sandtoft mortarless bonding gutter is an easy to install solution to weather the junction between roof coverings, such as in cases where an adjoining property is re-roofed in a different material.

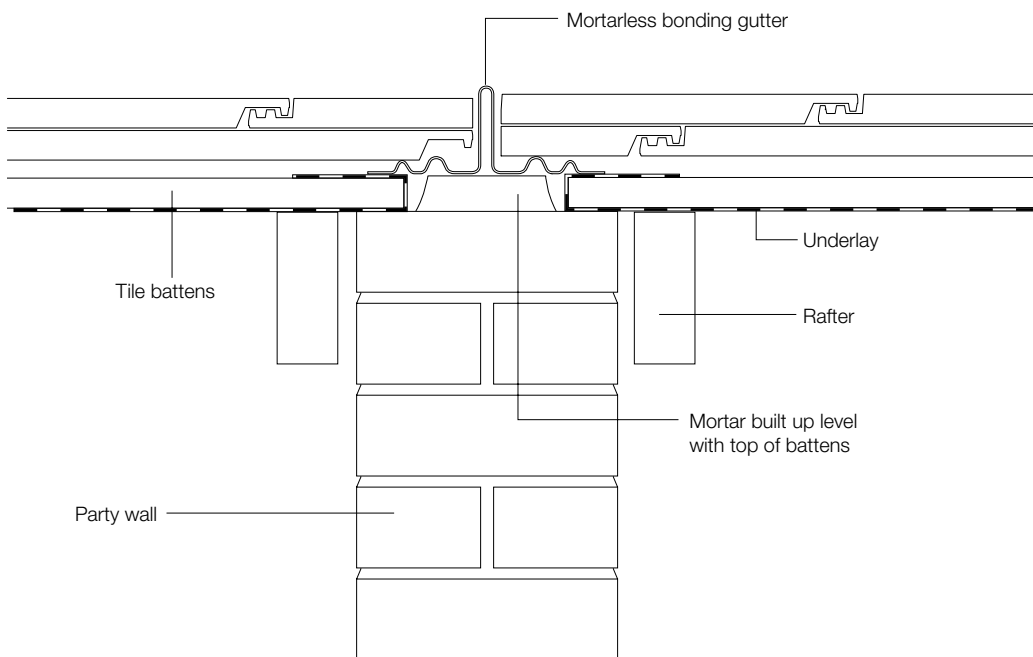
The mortarless bonding gutter is available in two upstand heights to suit most flat and profile tiles and slates.

The bonding gutter can be installed directly over the tile battens, or where a firebreak is required, over a bed of mortar as shown in the detail below.

Roof tiles or slates are installed close to the gutter upstand and where the installation of small cut tiles is unavoidable Sandtoft provides a range of top and tail clips (available separately).

Available in 3m lengths.

Mortarless bonding gutter eaves and ridge also available.



UPSTAND HEIGHTS

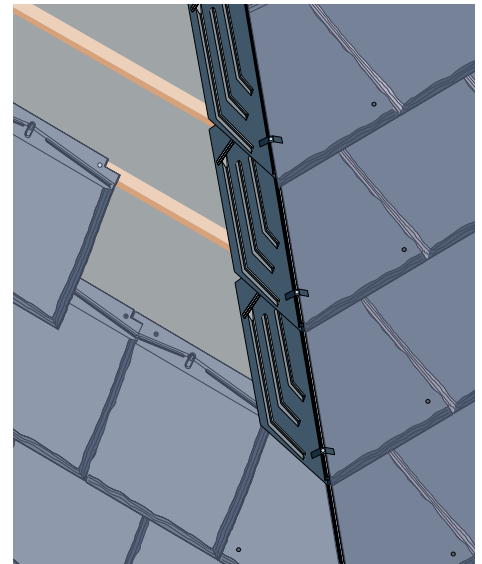
70mm upstand to suit flat and low profile tiles.
100mm upstand to suit all profile tiles.

Also available:
Top and tail clips to suit standard tiles (sufficient for 5m valley).
Top and tail clips to suit thin leading edge tiles (sufficient for 5m valley).

BRITLOCK® MITRED HIP

BritLock mitred hip provides a neat and secure hip detail without the need for hip tiles. Slates, slate-and-a-half-slates or double slates are cut to form a neat junction. The hip soaker units provide an effective weatherproof junction.

The hip slates are secured using the clips and screws provided, and also each hip slate is drilled at the tail and fixed to the batten using a screw with sealing washer and cap (not provided).



MINIMUM PITCH

The BritLock mitred hip system is suitable for roof pitches down to 22.5°.

MAXIMUM PITCH

The BritLock mitred hip system can be used up to a maximum roof pitch of 55° on hips that are 90° on plan.

BRITSLATE MITRED HIPS

Sandtoft does not offer a bespoke system. For close mitred hips for BritSlates but the recommendations given in BS 5534 for natural slates using metal soakers can be followed.

Slates, slate-and-a-half slates, or double slates should be cut neatly to form the hip junction. The tail of each cut slate should be drilled and secured to the slate battens using suitable screws with sealing washers and caps.

Information on lead soakers can be found in BS 5534 and also the Lead Sheet Association manual.

COMPONENTS

Each pack has sufficient components (excluding slates) for 10 courses at one hip.



Hip soaker unit



Sealing washer



Stainless steel clip



100 x 6 mm
Hard yellow
passivated
zinc screw

MULTIVERGE, TLE® & MEDIUM FORMAT DRY VERGE

Sandtoft Dry Verge systems are easy-to-use and provide a neat, secure and mortarless finish at roof verges. Each system comprises of verge units to suit left and right hand verges. These are available in colours to complement the roof tiles.

Eaves or ridge closures secure the tail of the first verge unit and are designed to close the gap to prevent birds and rodents getting into the roof space.



MULTIVERGE Left and right hand verge units - right hand unit shown

Eaves closure
Ridge closure comb

Suits: Most large format clay and concrete tiles
Colours: Light/Dark Grey, Terracotta Red/Rustic, Brown, Natural Red, Tuscan, Flanders, Antique Slate

TLE DRY VERGE Left and right hand verge units - right hand unit shown

Eaves closure
Ridge closure comb

Suits: New Cassius, New Rivius, TLE, Dual TLE
Colours: Natural Red, Tuscan, Flanders, Antique Slate, Rustic, Brown, Dark Grey, Heather

MEDIUM FORMAT DRY VERGE Verge unit - single unit suits left and right hand verges

Eaves closure
Ridge closure comb
Batten bracket

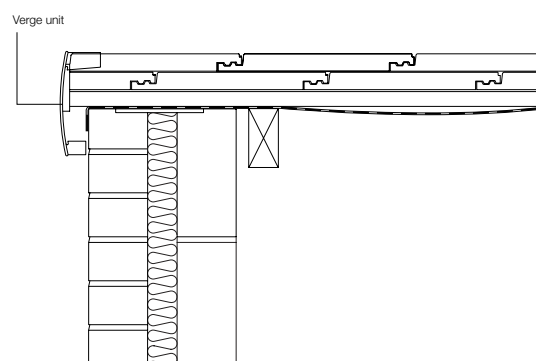
Suits: 20/20, Balmoral
Colours: Natural Red, Tuscan, Flanders, Antique Slate

MINIMUM AND MAXIMUM PITCH

The minimum pitch is that which is recommended for each particular tile or slate. Refer to relevant product page.

There are no specific maximum roof pitches but please note that for some tile profiles and roof pitches it may be necessary to cut the top course verge units to form a mitre either side of the ridge apex.

MULTIVERGE



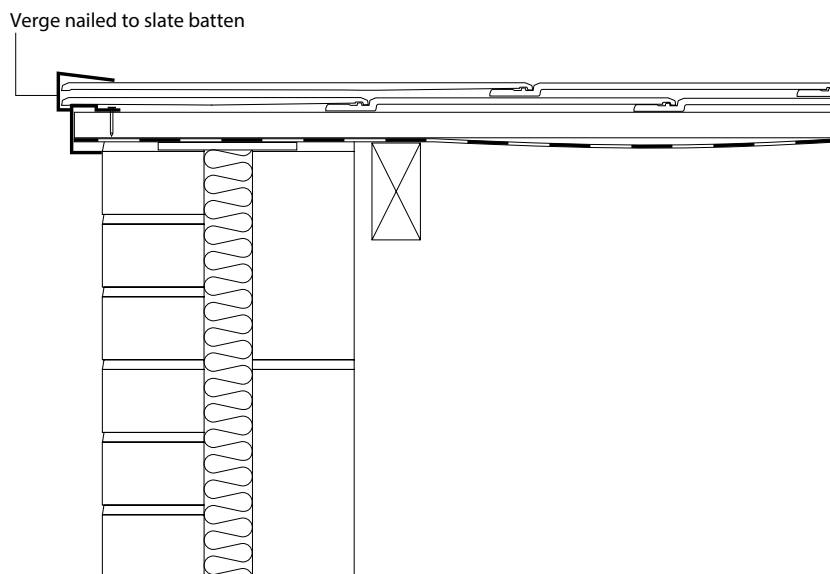
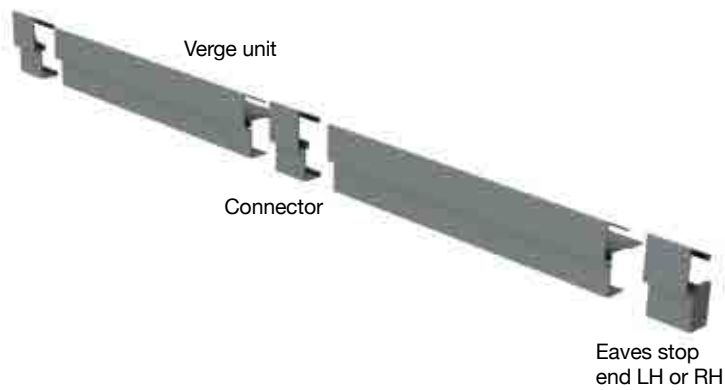
SLATE VERGE

The Sandtoft Slate Verge system is available in 2.4 metre lengths and is suitable for use with BritLock Slates and BritSlates. The system is easy to fit and provides a neat and mortar-less finish at roof verges.

A connector and left and right hand eaves stop ends are available. Block end ridges are used to finish the verges at the ridge.



COMPONENTS



PERFORMANCE

Suitable for roof pitches from 17.5° up to 54°.

The system can be used with brick and smooth rendered walls or bargeboard constructions on new and refurbishment work.

Suitable for:
BritLock
BritSlate

EAVES VENT SYSTEM

Designed as a complete and comprehensive solution, Sandtoft over fascia ventilation provides continuous free vent areas of 10,000mm² and 25,000mm² and insulation retention irrespective of rafter centres and soffit width. The over fascia ventilation strip provides effective resistance to large insects and driving rain.

The spacer tray provides a clear air path over the insulation irrespective of soffit width and roof pitch. The underlay support tray prevents sagging of the underlay behind the fascia and eliminates the problem of long-term deterioration of the underlay at the eaves.



PERFORMANCE FREEVENT AREAS

The 10mm over fascia ventilator strip provides 10,000mm² per linear metre.

The 25mm over fascia ventilator strip provides 25,000mm² per linear metre.

The spacer tray provides 25,000mm² per linear metre.

The underlay support tray forms the drip edge into the gutter.

The 10mm and 25mm over fascia ventilator strips, spacer tray and underlay support tray are supplied in 6 metre packs.

Bird comb filler is available separately to suit profiled tiles.


Suitable for all Sandtoft and Koramic tiles and slates.

COMPONENTS

The Sandtoft eaves ventilation system is available in 6 metre packs. The bird comb filler is available separately to suit protected tiles.

Spacer tray 6000mm long. To suit 400, 450 and 600mm centres

Underlay support tray



Over fascia ventilator strip 10mm and 25mm

Bird comb filler 1000x55mm

TILE VENTILATORS

Sandtoft offers a range of tile and slate ventilators to suit different applications and aesthetic requirements.

Cowl Ventilators provide a practical solution for high level roof space ventilation and for connection to soil or mechanical extraction pipes.

Concealed Ventilators and Invisivents are designed to maximise the aesthetic features of the roof by being virtually unseen once installed and can be used for both low and high level ventilation, as well as for connection to soil or mechanical extraction pipes.

Flexible pipes and pipe adaptors are available for connecting concealed ventilators to soil or mechanical extraction pipes.



Concealed ventilator range

Minimum roof pitch 22.5°*

Free vent area: 10,000mm²

Spacing at low level (10,000mm² per m):
1.0m intervals.

Spacing at high level (5,000mm² per m):
2.0m intervals.

Available to suit:	TLE
Dual TLE	Double Pantile
New Cassius	Double Roman
New Rivius	Lindum
Neo Pantile†	Standard Pattern†
County†	Shire†
20/20†	BritLock
Balmoral†	BritSlate
Old English	Olympus
Arcadia	Modula
Greenwood	Old Hollow 451†
Bridgwater	Flemish 401†
Calderdale	Tempest 44‡
Dual Calderdale	Actua

Low pitch concealed ventilator range

Minimum roof pitch 15°*

Free vent area: 5,000mm²

Spacing at low level (10,000mm²) 0.5m
intervals

Spacing at high level (5,000mm²) 1.0m
intervals

Available to suit:	Dual Calderdale
20/20	Edge
Britlock	Double Pantile
TLE	Double Roman
Dual TLE	Modula
Calderdale Edge	Standard Pattern



Cowl ventilator range (concrete/clay)

Minimum roof pitch 22.5°*

Free vent area: 3,000mm²

Spacing at high level (5,000mm² per m):
0.56 m intervals.

Available to suit:	Neo Pantile
Calderdale & Dual	County
Double Pantile	Greenwood
Double Roman	Gaelic
Lindum	Cassius
Shire	Rivius
Standard Pattern	Olympus
Old English	TLE
Arcadia	Dual TLE



Invisivent ventilator range

Minimum roof pitch 35°*

Free vent area: 7,500mm²

Spacing at low level (10,000mm² per m):
0.75m intervals.

Spacing at high level (5,000mm² per m):
1.50m intervals.

Available to suit:
Village
Humber
Plain tile
301 Smooth Plain Tile
303 Sanded Plain Tile
Alban
Barrow
Keymer Goxhill

Inline ventilator range

Minimum roof pitch 35°*

Free vent area: 7,500mm²

Spacing at low level (10,000mm² per m):
0.75m intervals.

Spacing at high level (5,000mm² per m):
1.50m intervals.

Available to suit:
Keymer Peg
Keymer Traditional
Keymer Shire

Notes

* Where the minimum roof pitch recommended for a particular tile is greater than the ventilator minimum pitch then this minimum roof pitch also applies to the ventilator.

† Supplied as 2-tile units ‡ Supplied as 3-tile units ▲ Not available in colours with a sanded finish

For airflow resistance advice please contact Technical Services on 0844 9395 999.

RIDGE VENTILATORS

Sandtoft offers a range of ridge ventilators and terminals to provide practical solutions for roof space ventilation, soil pipe and mechanical extraction. Within the range, concealed ventilators are available to maximise the aesthetic features of the roof by being virtually unseen once installed.

Flexible pipes and pipe adaptors are available for connection for soil pipe and mechanical extraction. A range of gas vent ridge terminals are also available to suit most Sandtoft ridge profiles.



CONCRETE/DURACOAT® AIR VENT RIDGES



Half round
concealed
air vent ridge

Legged angle
concealed air
vent ridge

All air vent ridges are 457mm long.

CLAY AIR VENT RIDGE



Half round
concealed
air vent ridge

ACCESSORIES



Ridge
ventilator
pipe adaptor



Flexible pipe

MINIMUM AND MAXIMUM PITCH

The minimum pitch is that which is recommended for each particular tile or slate. Refer to relevant product page.

The maximum recommended roof pitch is 45°.

	Free vent area (mm ²)	Spacing (m) to provide	5,000mm ² per m
Concealed air vent ridges:	Concrete/Duracoat® half round	10,000	2.00
	Concrete/Duracoat® legged angle	10,000	2.00
	Clay half round	10,000	2.00

For airflow resistance data, please contact technical services on 0844 9395 999

TOP ABUTMENT VENTS

The Sandtoft top abutment ventilation system provides a neat and discreet way of ventilating the roof space at a top abutment. The system comprises of 0.9m vent units that click together, fillers can then be attached to the vent units for profiled tiles. Once the vent units are fixed in place a Koraflex or lead flashing can be dressed into place, please refer to our installation guide for more information.

The system is suitable for use with all Sandtoft & Koramic flat tiles and most profiled tiles. The Sandtoft top abutment ventilation system provides 5000mm² / linear metre free vent area. Suitable for use with all Sandtoft and Koramic flat tiles and most profiled tiles. Contact Sandtoft technical services for further information.



SANDTOFT VPM CLASSIC & VPM SUPER

VAPOUR PERMEABLE MEMBRANES

Sandtoft VPM Classic and Sandtoft VPM Super can be used with all concrete and clay roof tiles and slates and are suitable for both warm and cold roof designs on any roof shape and building type.

Both membranes perform all the usual functions of a good quality roof underlay; i.e. they act as a secondary line of defence against wind driven rain and snow, they reduce the wind loading on the roof tiles and slates and act as a temporary roof covering during building construction. These membranes also provide many benefits over the traditional bitumen-based underlays; in particular they help avoid condensation in the roof space.

INSTALLATION

When laying Classic or Super over counterbattens or rafters, allow the underlay to drape approximately 10mm. This allows any moisture on the upper surface of the underlay to drain away safely under the tile/slate battens, preventing ponding behind or wetting of the battens.

Where a horizontal lap does not coincide with a tile/slate batten either fix an extra batten over the underlay lap or increase the lap to coincide with the next batten.

SECONDARY LINE OF DEFENCE

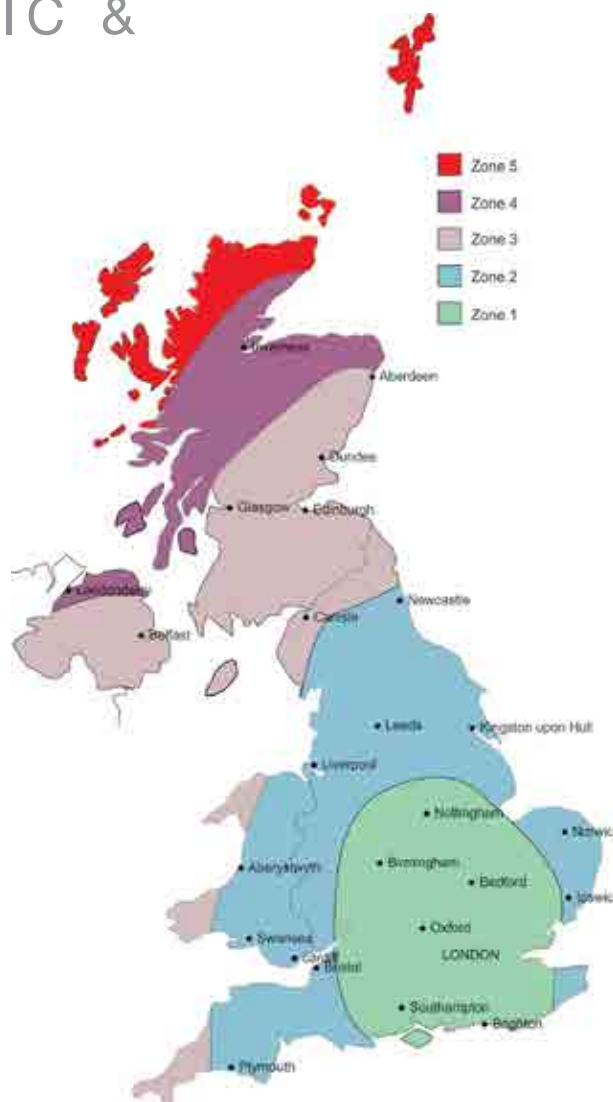
Sandtoft VPM Classic and Sandtoft Super provide additional protection to the internal roof substructure during extreme weather conditions where wind driven rain or snow may drive through the tiles or slates by safely draining it away to the gutter or other rainwater system.

TEMPORARY ROOF COVERING

Often the roof underlay must act as a temporary waterproof covering until the tiles or slates are installed. Sandtoft VPM Classic and Sandtoft VPM Super will provide temporary protection against rain for up to a month prior to the installation of the tiles or slates.

ACCESSORIES

Underlay support tray 1500mm.



Zonal classification for Sandtoft VPM Classic and Super underlays.

Product	Max batten gauge (mm)	Zone suitability
Classic	345	1
	255	1 to 5
Classic taped	345	1 to 5
Super	345	1 to 2
	255	1 to 5

Sandtoft VPM Classic is available in taped or untaped versions. See Zonal classification table.



Sandtoft Classic
Certificate No. 10/4722



Sandtoft Super
Certificate No. 10/4719

KORAFLEX FLASHING SYSTEM


Koraflex is an aluminium roll, fully coated with a butyl adhesive backing for superior adhesion. It is an ideal replacement for lead for weatherproofing roof junctions such as side and top abutments around chimneys and dormers etc.



Easy to install

Koraflex is much lighter than lead, making it easier to handle and install. The profiled surface allows the flashing to be dressed closely into the shape of the tiles. Koraflex can be simply cut to length and width using a sharp knife.

Colours



Sizes and colours

Flashings can either be chosen to replicate lead (using grey) or be unobtrusive by more closely matching the colour of the tiles.

Technical data

Material:	Aluminium with butyl adhesive backing
Length:	5 metres
Width:	320mm, 450mm
Colours:	Grey, Red and Black
Workable period:	Can be repositioned within 1 hour
UV stable:	Yes

MULTIVERSAL

Sandtoft has developed a new dry system that is compatible with our vast range of tiles and slates and with most other popular brands too. Its multi-profiled rigid union suits most popular ridge and hip tile profiles. Also available with Copper Moss Stop Roll.

 Suits most ridge profiles	 Suits all tile profiles	 Rigid union makes it easy and fast to fix	 Faster than mortar bedding
 Works on the ridge and the hip	 Available with clips for cut tile pieces	 Ensures NHBC compliance	 Cost effective

Available in 5 metre box for 457mm ridge or hip tiles. Hip trays & top/tail clips sold separately.



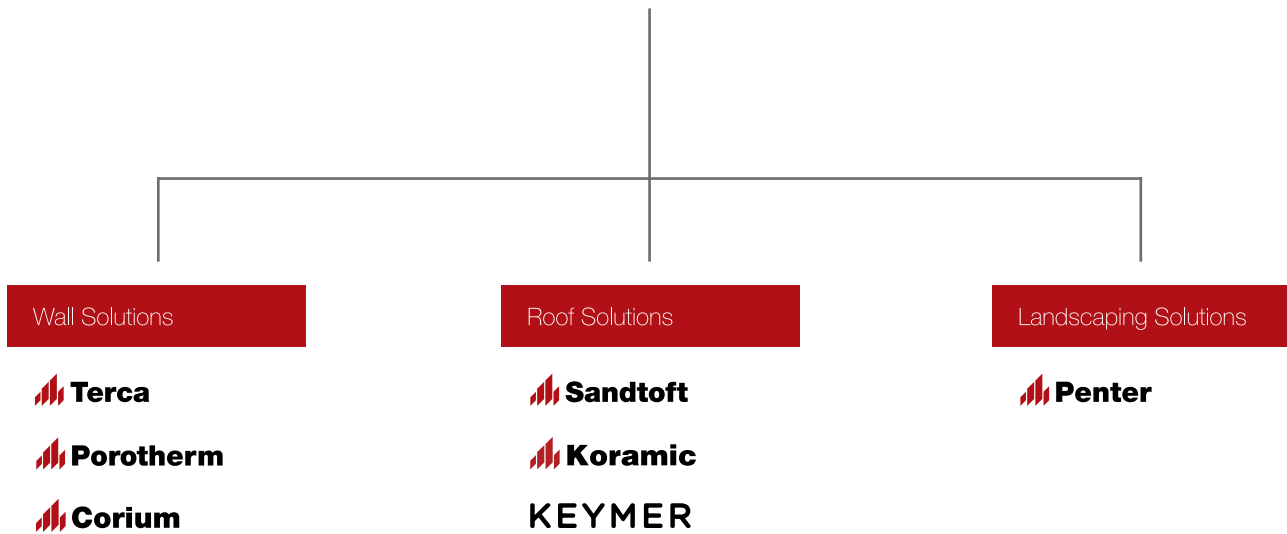
COMPONENTS

To place your order please call us on 0844 9395 900 or email us at sandtoftorders@wienerberger.com

Miscellaneous	Size/Qty	Code Prefix		Code
Bird comb filler (50 per box)	1m	6030	+	045
Dry System Component				
Baby dry ridge union	each	6000	+	168
County dry ridge filler	each	6000	+	042
Double Pantile dry ridge filler	each	6070	+	121
Double Roman dry ridge filler	each	6070	+	122
Half Round dry mono ridge union clay	each	6000	+	047
Half Round dry mono ridge union concrete	each	6000	+	046
Half Round dry ridge union clay	each	6000	+	044
Half Round dry ridge union concrete	each	6000	+	043
Half Round profile ridge fixing pack clay (sufficient for 2.7m of ridge)	each	6000	+	036
Half Round profile ridge fixing pack concrete (sufficient for 2.7m of ridge)	each	6000	+	033
HR/TR roll hip/ridge fixing pack clay (sufficient for 5m of ridge)	each	6000	+	035
HR/Seg roll hip/ridge fixing pack concrete (sufficient for 5m of ridge)	each	6000	+	034
Legged Angle dry mono ridge union	each	6000	+	048
Legged Angle dry ridge union	each	6000	+	049
Legged Angle profile ridge fixing pack (sufficient for 2.7m of ridge)	each	6000	+	040
Legged Angle roll hip/ridge fixing pack (sufficient for 5m of ridge)	each	6000	+	041
Lindum dry ridge filler	each	6070	+	123
Neo Pantile dry ridge filler	each	6070	+	124
Olympus dry ridge filler	each	6070	+	125
Shire Pantile dry ridge filler	each	6070	+	126
Standard Pattern dry ridge filler	each	6070	+	127
Profile ridge ventilation strip	0.9m	6000	+	065
Profile mono ridge fixing pack clay (sufficient for 2.7m of ridge)	each	6000	+	117
Profile mono ridge fixing pack concrete (sufficient for 2.7m of ridge)	each	6000	+	116
Universal ridge roll 300mm - black	each	6000	+	082
Universal dry hip/ridge fixing pack (sufficient for 5m of ridge)	each	6000	+	037
Universal dry hip/ridge union	each	6000	+	064
HR/LAR roll hip batten strap	Pack of 8	6000	+	115
HR/LAR Roll Ridge batten brackets	Pack of 8	6000	+	050
Verge Systems				
MF verge batten bracket	each	2450	+	939898
Multiverge nails	each	2450	+	939928
Hip Systems				
HR dry ridge union concrete	each	6000	+	043
HR Roll Ridge fixing pack clay	each	6000	+	035
Concrete/Duracoat® segmental hip union	each	6000	+	063
Universal ridge vent pip adaptor Cld	each	6070	+	111
Invisivent pipe adaptor	each	6070	+	112
Universal tile vent pipe adaptor Cld	each	6070	+	377
In-line ridge vent pipe adaptor Cld	each	6070	+	452
In-line pipe adaptor	each	6070	+	458



Wienerberger



Wienerberger Ltd
Wienerberger House
Brooks Drive
Cheadle Royal Business Park
Cheadle, Cheshire
SK8 3SA

☎ T: 0844 939 5900
F: 0844 939 5950

✉ office@wienerberger.co.uk

🐦 [@wienerbergeruk](https://twitter.com/wienerbergeruk)

🌐 www.wienerberger.co.uk

